



Longer[®]

ISO9001 CERTIFIED

Catalog



Longer[®]

Hangzhou Longer Sawchain Co.,Ltd

Add: Chang'an Village, Wenyan Town, Xiaoshan District, Hangzhou, Zhejiang, China

Tel: 0086-571-82303888 Fax: 0086-571-82306666

Email: Longer2007.cool@163.com URL: www.hzlongersawchain.com

Hangzhou Longer Sawchain Co.,Ltd



(remark)

A series of horizontal dotted lines for writing a remark.

BRIEF INTRODUCTION

Hangzhou Longer Sawchain Co.,Ltd is a professional manufacturer of chainsaw chains in China. It is near to the beautiful Qiantang River, about 20 km away from Xiaoshan International Airport and about 2-hour drive from Shanghai and Ningbo Port respectively.

We are a supplier of consumer and professional saw chain and accessories for OEM and replacement market. We currently offer 1/4" 3/8"LP .325" 3/8" .404" pitches which are CE, UL, CUL certified.

Experienced in product development and equipment design has allowed us to a competitive edge in the domestic and international market. Our Products are sold in more than twenty countries, including North and South America, Europe and South Asia.

We follow strict guidelines in developing new customers and offer them excellent service, quality products and on time delivery.

We look forward to serving you our customers with high integrity and long business relationship.



TABLE OF CONTENTS

1 CHAINSAW CHAIN



Numbering System.....	02
Chain Types.....	03
Chain Parameters.....	22
Chain Conversion Chart.....	23

2 Guide Bars

Part Number Instruction.....	24
Guide Bar Application.....	26
Bar Comparison with Oregon.....	51
Bar Mount Fit Up.....	53
Bar Nose.....	56


3 Other Accessories

Sprockets.....	58
Wrenches.....	73
Chain Breaker and Rivet Spinner.....	74
Files.....	74





WHAT THE NUMBERS MEAN



1/4" E						
3/8" A		0	1			
.325" B			1	2	3	
3/8" C			1	2	3	
.404" D				2	3	
.404" D						
					3	4

PITCH	GAUGE	CHAIN TYPE
A=3/8"LP	0=.043"	FT=Safety
B=.325"	1=.050"	S=Square-corner chisel cutter
C=3/8"	2=.058"	R=Round chipper-type cutter
D=.404"	3=.063"	T=Tight tooth
E=1/4"	4=.080"	RP=Ripping
G=3/4"	5=.122"	SK=Skip tooth

Lithium-Battery Chainsaws Bar & Chain



1/4" Micro-Chisel Chain



3/8"LP Micro-Chisel Chain



Hardnose Carving Bar	Length	Pitch	Gauge
	10" 12" 14" 16"	1/4" 3/8"LP	043" 050"




Laminated Carving Bar Mini-Nose	Length	Pitch	Gauge
	10" 12"	1/4"	043"




Laminated Carving Bar	Length	Pitch	Gauge
	8" 10" 12"	1/4" 3/8"LP	043" 050"

3/8"LP Semi Chisel



3/8"LP Full Chisel




325" Semi Chisel



325" Full Chisel



3/8" Semi Chisel



3/8" Full Chisel



NEW SAW CHAIN for Lithium-Battery Chainsaws
Narrow Kurf 3/8"LP Saw Chain

A0NK

A1NK



3/8"Low profile .050" (A1S) Full Chisel
Recommended Saw size: up to 42cc, bar length: up to 18" (45cm)

A1S



PART NUMBER	OREGON NUMBER	PITCH	GAUGE	CUTTER END VIEW
A1S		3/8"	.050"/1.3mm	7

3/8"Low profile .050" (A1SFT) Full Chisel

A1SFT



PART NUMBER	OREGON NUMBER	PITCH	GAUGE	CUTTER END VIEW
A1SFT		3/8"	.050"/1.3mm	7

3/8"Low profile .043" (A0S) Full Chisel

Recommended Saw size: up to 42cc, bar length: up to 16" (40cm)

A0S



PART NUMBER	OREGON NUMBER	PITCH	GAUGE	CUTTER END VIEW
A0S		3/8"	.043"/1.1 mm	7

3/8"Low profile .043" (A0SFT) Full Chisel

■ A0SFT is a low-kickback chain

A0SFT



PART NUMBER	OREGON NUMBER	PITCH	GAUGE	CUTTER END VIEW
A0SFT		3/8"	.043"/1.1 mm	7

3/8"Low profile .050" (A1SP) Full Chisel

Recommended Saw size: up to 42cc, bar length: up to 18" (45cm)

- A1SP is a low-kickback chain

A1SP



PART NUMBER	OREGON NUMBER	PITCH	GAUGE	CUTTER END VIEW
A1SP		3/8"	.050"/1.3mm	7

3/8"Low profile .050" (A1P)

- A1P is a low-kickback chain

A1P



PART NUMBER	OREGON NUMBER	PITCH	GAUGE	CUTTER END VIEW
A1P		3/8"	.050"/1.3mm	7

3/8"Low profile .043" (A0SP) Full Chisel

Recommended Saw size: up to 42cc, bar length: up to 18" (45cm)

■ A0SP is a low-kickback chain

A0SP



PART NUMBER	OREGON NUMBER	PITCH	GAUGE	CUTTER END VIEW
A0SP		3/8"	.043"/1.1 mm	7

3/8"Low profile .043" (A0P)

■ A0P is a low-kickback chain

A0P




PART NUMBER	OREGON NUMBER	PITCH	GAUGE	CUTTER END VIEW
A0P		3/8"	.043"/1.1 mm	7

3/8"Low profile .050" (A1)

Recommended Saw size: up to 42cc, bar length: up to 18" (45cm)

A1



PART NUMBER	OREGON NUMBER	PITCH	GAUGE	CUTTER END VIEW
A1	91VS	3/8"	.050"/1.3mm	

3/8"Low profile .050" (A1FT)


■ A1FT is a low-kickback chain

A1FT



Without hole, without lubrilink.




PART NUMBER	OREGON NUMBER	PITCH	GAUGE	CUTTER END VIEW
A1FT	91VG	3/8"	.050"/1.3mm	

3/8"Low profile .043" (A0)

Recommended Saw size: up to 42cc, bar length: up to 16"(40cm)

A0



PART NUMBER	OREGON NUMBER	PITCH	GAUGE	CUTTER END VIEW
A0	90S	3/8"	.043"/1.1mm	


■ A0FT is a low-kickback chain

A0FT



Without hole, without lubrilink.




PART NUMBER	OREGON NUMBER	PITCH	GAUGE	CUTTER END VIEW
A0FT	90SG	3/8"	.043"/1.1mm	

.325" .050" .058" .063" (B1.B2.B3)

Recommended Saw size: 38 to 62 cc, bar length:13"-20" (32-50cm)


B1



PART NUMBER	OREGON NUMBER	PITCH	GAUGE	CUTTER END VIEW
B1		.325"	.050"/1.3mm	


B2



PART NUMBER	OREGON NUMBER	PITCH	GAUGE	CUTTER END VIEW
B2		.325"	.058"/1.5mm	

B3



PART NUMBER	OREGON NUMBER	PITCH	GAUGE	CUTTER END VIEW
B3		.325"	.063"/1.6mm	



.325" .050" .058" .063" (B1FT.B2FT.B3FT)

Recommended Saw size: 38 to 62 cc, bar length:13"-20"(32-50cm)

B1FT



PART NUMBER	OREGON NUMBER	PITCH	GAUGE	CUTTER END VIEW
B1FT	20BPX	.325"	.050"/1.3mm	?
B1FTNK (Narrow Kerf)	95VPX	.325"	.050"/1.3mm	

B2FT



PART NUMBER	OREGON NUMBER	PITCH	GAUGE	CUTTER END VIEW
B2FT	21BPX	.325"	.058"/1.5mm	?

B3FT



PART NUMBER	OREGON NUMBER	PITCH	GAUGE	CUTTER END VIEW
B3FT	22BPX	.325"	.063"/1.6mm	?

.325" (full-chisel) .050" .058" .063" (B1S.B2S.B3S)

Recommended Saw size: 38 to 62 cc, bar length:13"-20"(32-50cm)

B1S



PART NUMBER	OREGON NUMBER	PITCH	GAUGE	CUTTER END VIEW
B1S		.325"	.050"/1.3mm	7

B2S



PART NUMBER	OREGON NUMBER	PITCH	GAUGE	CUTTER END VIEW
B2S		.325"	.058"/1.5mm	7

B3S



PART NUMBER	OREGON NUMBER	PITCH	GAUGE	CUTTER END VIEW
B3S		.325"	.063"/1.6mm	7

.325" (full-chisel) .050" .058" .063" (B1SFT.B2SFT.B3SFT)

Recommended Saw size: 38 to 62cc, bar length:13"-20"(32-50cm)

- Bumper drive links help reduce kickback

B1SFT



PART NUMBER	OREGON NUMBER	PITCH	GAUGE	CUTTER END VIEW
B1SFT	20LPX	.325"	.050"/1.3mm	7

B2SFT



PART NUMBER	OREGON NUMBER	PITCH	GAUGE	CUTTER END VIEW
B2SFT	21LPX	.325"	.058"/1.5mm	7

B3SFT



PART NUMBER	OREGON NUMBER	PITCH	GAUGE	CUTTER END VIEW
B3SFT	22LPX	.325"	.063"/1.6mm	7

3/8" .050" .058" .063" (C1 C2 C3)

Recommended Saw size: 50 to 100cc, bar length:16"-36"(40-90cm)

C1



PART NUMBER	OREGON NUMBER	PITCH	GAUGE	CUTTER END VIEW
C1	72DGX	3/8"	.050"/1.3mm	

C2



PART NUMBER	OREGON NUMBER	PITCH	GAUGE	CUTTER END VIEW
C2	73DGX	3/8"	.058"/1.5mm	

C3



PART NUMBER	OREGON NUMBER	PITCH	GAUGE	CUTTER END VIEW
C3	75DGX	3/8"	.063"/1.6mm	

3/8" .050" .058" .063" (C1FT C2FT C3FT)

Recommended Saw size: 50 to 100cc, bar length:16"-36"(40-90cm)

- Bumper drive links help reduce kickback

C1FT



PART NUMBER	OREGON NUMBER	PITCH	GAUGE	CUTTER END VIEW
C1FT	72DPX	3/8"	.050"/1.3mm	

C2FT



PART NUMBER	OREGON NUMBER	PITCH	GAUGE	CUTTER END VIEW
C2FT	73DPX	3/8"	.058"/1.5mm	

C3FT



PART NUMBER	OREGON NUMBER	PITCH	GAUGE	CUTTER END VIEW
C3FT	75DPX	3/8"	.063"/1.6mm	

3/8"(full-chisel) .050" .058" .063" (C1S C2S C3S)

Recommended Saw size: 50 to 100cc, bar length:16"-36"(40-90cm)

C1S



PART NUMBER	OREGON NUMBER	PITCH	GAUGE	CUTTER END VIEW
C1S	72LGX	3/8"	.050"/1.3mm	

C2S



PART NUMBER	OREGON NUMBER	PITCH	GAUGE	CUTTER END VIEW
C2S	73LGX	3/8"	.058"/1.5mm	

C3S



PART NUMBER	OREGON NUMBER	PITCH	GAUGE	CUTTER END VIEW
C3S	75LGX	3/8"	.063"/1.6mm	

3/8"(full-chisel) .050" .058" .063" (C1SFT C2SFT C3SFT)

Recommended Saw size: 50 to 100cc, bar length:16"-36"(40-90cm)

C1SFT



PART NUMBER	OREGON NUMBER	PITCH	GAUGE	CUTTER END VIEW
C1SFT	72LPX	3/8"	.050"/1.3mm	7

C2SFT



PART NUMBER	OREGON NUMBER	PITCH	GAUGE	CUTTER END VIEW
C2SFT	73LPX	3/8"	.058"/1.5mm	7

C3SFT



PART NUMBER	OREGON NUMBER	PITCH	GAUGE	CUTTER END VIEW
C3SFT	75LPX	3/8"	.063"/1.6mm	7

NEW SAW CHAIN for Lithium-Battery Chainsaws

E0NK Narrow Kurf 1/4" .043"



PART NUMBER	OREGON NUMBER	PITCH	GAUGE	CUTTER END VIEW
E0NK		1/4"	.043"/1.1 mm	?

1/4" .043" (E0)

Recommended Saw size: up to 38cc, bar length: up to 16" (40cm)

1/4" .050" (E1)

E0

E1



PART NUMBER	OREGON NUMBER	PITCH	GAUGE	CUTTER END VIEW
E0	25A	1/4"	.043"/1.1 mm	?
E1	25A	1/4"	.050"/1.3mm	

1/4" .050"(E1T) tight tooth chain

■ This chain can be used for bamboo cutting.

E1T




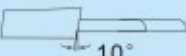

PART NUMBER	OREGON NUMBER	PITCH	GAUGE	CUTTER END VIEW
E1T	25F	1/4"	.050"/1.3mm	?

404".063" (D3)

Recommended Saw size: 65cc and larger, bar length 20"(50cm) and longer


D3A



PART NUMBER	OREGON NUMBER	PITCH	GAUGE	CUTTER END VIEW
D3A	27A	.404"	.063"/1.6mm	
D3RP	27R	.404" 	.063"/1.6mm	


D3R



PART NUMBER	OREGON NUMBER	PITCH	GAUGE	CUTTER END VIEW
D3R	59AC	.404"	.063"/1.6mm	

D3S



PART NUMBER	OREGON NUMBER	PITCH	GAUGE	CUTTER END VIEW
D3S	59L	.404"	.063"/1.6mm	

.Not for hand-held use. Use only on mechanical harvesters



D3B



PART NUMBER	OREGON NUMBER	PITCH	GAUGE	CUTTER END VIEW
D3B	16HX	.404"	.063"/1.6mm	7

D4



PART NUMBER	OREGON NUMBER	PITCH	GAUGE	CUTTER END VIEW
D4	18HX	.404"	.080"/2.0mm	7

Saw Chain parameters

Pitch	Item No.	Gauge	File Size	Sharpening Angel	File Position	Depth Gauge
1/4"	E1	.050"	5/32" 4.0mm	30	10	.025"
	E1T	.050"	5/32" 4.0mm	30	10	.025"
3/8"LP	A0	.043"	11/64" 4.5mm	30	0	.025"
	A0FT					
	A1	.050"	5/32" 4.0mm	30	0	.025"
	A1FT					
.325"	B1	.050"	3/16" 4.8mm	30	10	.022"
	B2					
	B3					
	B1FT	.050"	3/16" 4.8mm	30	10	.022"
	B2FT					
	B3FT					
	B1S	.050"	3/16" 4.8mm	30	10	.022"
	B2S					
	B3S					
	B1SFT	.050"	3/16" 4.8mm	30	10	.022"
	B2SFT					
	B3SFT					
3/8"	C1	.050"	7/32" 5.5mm	30	10	.022"
	C2					
	C3					
	C1FT	.050"	7/32" 5.5mm	30	10	.022"
	C2FT					
	C3FT					
	C1S	.050"	7/32" 5.5mm	30	10	.022"
	C2S					
	C3S					
	C1SFT	.050"	7/32" 5.5mm	30	10	.022"
	C2SFT					
	C3SFT					
.404"	D3A	.063"	7/32" 5.5mm	30	10	.030"
	D3RP					
	D3B	.063"	7/32" 5.5mm	30	10	.050"
	D3R	.063"	7/32" 5.5mm	30	10	.030"
	D3S	.063"	7/32" 5.5mm	30	10	.025"
D4	.080"	7/32" 5.5mm	30	10	.050"	

Saw chain Conversion Chart





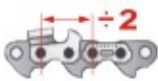
Pitch	Gauge	Description	Longer	Oregon	Carlton	Stihl	Windsor
1/4"	.050"/1.3mm	Semi-Chisel / No bumper link	E1	25A	E1MC	13RM	50K
1/4"	.050"/1.3mm	Tight Teeth / No bumper link	E1T	25F			
3/8"LP	.043"/1.1mm	Semi-Chisel / No bumper link	A0	90S	N4C		43R
3/8"LP	.043"/1.1mm	Semi-Chisel / With bumper link	A0FT	90SG	N4C-BL	61PMN	43RG
3/8"LP	.050"/1.3mm	Semi-Chisel / No bumper link	A1	91VS	N1C	63PM	50R
3/8"LP	.050"/1.3mm	Semi-Chisel / With bumper link	A1FT	91VG	N1C-BL	63PMC3	50RG
.325"	.050"/1.3mm	Semi-Chisel / No bumper link	B1		K1C	23RM	50J
.325"	.058"/1.5mm	Semi-Chisel / No bumper link	B2		K2C	25RM	58J
.325"	.063"/1.6mm	Semi-Chisel / No bumper link	B3		K3C	26RM	63J
.325"	.050"/1.3mm	Semi-Chisel / With bumper link	B1FT	20BPX	K1C-BL	23RM2	50JG
.325"	.058"/1.5mm	Semi-Chisel / With bumper link	B2FT	21BPX	K2C-BL	25RM2	58JG
.325"	.063"/1.6mm	Semi-Chisel / With bumper link	B3FT	22BPX	K3C-BL	26RM2	63JG
.325"	.050"/1.3mm	Full-Chisel / No bumper link	B1S		K1L	23RS	50JL
.325"	.058"/1.5mm	Full-Chisel / No bumper link	B2S		K2L	25RS	58JL
.325"	.063"/1.6mm	Full-Chisel / No bumper link	B3S		K3L	26RS	63JL
.325"	.050"/1.3mm	Full-Chisel / With bumper link	B1SFT	20LPX	K1L-BL	23RS2	50JLG
.325"	.058"/1.5mm	Full-Chisel / With bumper link	B2SFT	21LPX	K2L-BL	25RS2	58JLG
.325"	.063"/1.6mm	Full-Chisel / With bumper link	B3SFT	22LPX	K3L-BL	26RS2	63JLG
3/8"	.050"/1.3mm	Semi-Chisel / No bumper link	C1	72DGX	A1EP	33RM	50A
3/8"	.058"/1.5mm	Semi-Chisel / No bumper link	C2	73DGX	A2EP	35RM	58A
3/8"	.063"/1.6mm	Semi-Chisel / No bumper link	C3	75DGX	A3EP	36RM	63A
3/8"	.050"/1.3mm	Semi-Chisel / With bumper link	C1FT	72DPX	A1EP-BL	33RM2	50AG
3/8"	.058"/1.5mm	Semi-Chisel / With bumper link	C2FT	73DPX	A2EP-BL	35RM2	58AG
3/8"	.063"/1.6mm	Semi-Chisel / With bumper link	C3FT	75DPX	A3EP-BL	36RM2	63AG
3/8"	.050"/1.3mm	Full-Chisel / No bumper link	C1S	72LGX	A1LM	33RS	50APL
3/8"	.058"/1.5mm	Full-Chisel / No bumper link	C2S	73LGX	A2LM	35RS	58APL
3/8"	.063"/1.6mm	Full-Chisel / No bumper link	C3S	75LGX	A3LM	36RS	63APL
3/8"	.050"/1.3mm	Full-Chisel / With bumper link	C1SFT	72LPX	A1LM-BL	33RS	50APLG
3/8"	.058"/1.5mm	Full-Chisel / With bumper link	C2SFT	73LPX	A2LM-BL	35RS	58APLG
3/8"	.063"/1.6mm	Full-Chisel / With bumper link	C3SFT	75LPX	A3LM-BL	36RS	63APLG
.404"	.063"/1.6mm	Semi-Chisel / No bumper link	D3A	27AX	B3EP	46RM	63B
.404"	.063"/1.6mm	Semi-Chisel / No bumper link	D3RP	27R	B3H-RP		63BR
.404"	.063"/1.6mm	Round / No bumper link	D3R	59AC	B3S	46RM	63BC
.404"	.063"/1.6mm	Full-Chisel / No bumper link	D3S	59L	B3LM	46RS	63BL
.404"	.063"/1.6mm	Harvester / No bumper link	D3B	16HX	B3M	46RMH	HC
.404"	.080"/2.0mm	Harvester / No bumper link	D4	18HX	B8HC	40RMHS	2HC

Longer Guide Bar Part/NO. Instruction



POH18-58TH

POH 18 - 58 T H

 Motor Mount	 Called Length	 Gauge	 Teeth Count	 Pitch
EH	10 = 10"	43 = .043"	S = 7T	E = 1/4"
M	12 = 12"	50 = .050"	N = 9T	R = 3/8"
HV	14 = 14"	58 = .058"	T = 10T	H = .325"
HX	15 = 15"	63 = .063"	E = 11T	Q = .404"
JO	16 = 16"		W = 12T	
SW	17 = 17"			
QR	18 = 18"			
PO	20 = 20"			
POH	30 = 30"			
	...			



GUIDE BAR & CHAIN COMBO



GUIDE BAR BOX

MICRO-MINI SPROCKET NOSE

7T NOSE SPROCKET FOR REDUCED KICKBACK •
(8" / 12" / 14" / 16" / 18" LENGTHS)



MINI SPROCKET NOSE

AVAILABLE IN 9T NOSE SPROCKET FOR THE HOBBY USER FOR 3/8 LOW-PROFILE CHAINS •
(12" TO 20" LENGTHS FOR ALL POPULAR MOUNTS)



PRO STELLITE TIP

SOLID GUIDE BAR WITH HIGH STRENGTH STEEL WITH STELLITE TIP FOR INCREASED DURABILITY •
(16" TO 36" LENGTHS)



SEMI-PRO SPROCKET NOSE

10T FOR 325 PITCH CHAINS FOR SEMI-PROFESSIONALS • 11T & 12T FOR LARGER PROFESSIONAL SAWS •
(13" TO 20" LENGTHS)



SOLID PRO REPLACEABLE TIP

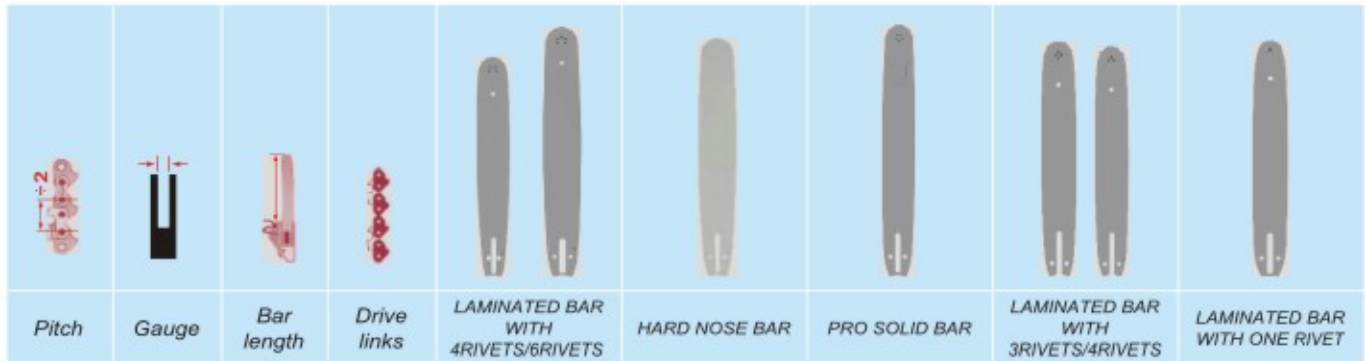
12T FOR 325 PITCH CHAINS • 10T FOR 404 PITCH CHAINS • 11T FOR 375 PITCH CHAINS •
(16" TO 36" LENGTHS)



HARVESTER SPROCKET NOSE

SOLID HARVESTER SPROCKET NOSE GUIDE BAR FOR HARVESTER APPLICATIONS •





AEG

KES35, KS30,KS35,KS40

3/8"LP	.050"	12"	45E			KPO12-50NR	PO12-50NR	PO12-50SR
		14"	52E			KPO14-50NR	PO14-50NR	PO14-50SR
		16"	56E			KPO16-50NR	PO16-50NR	PO16-50SR

ALKO

E1200, 1400E, 1500E, 2000, 2300, E125, 25A, KS, KSB, KE4000, KE3500, VARIO

3/8"LP	.050"	12"	45E			KPO12-50NR	PO12-50NR	PO12-50SR
		14"	52E			KPO14-50NR	PO14-50NR	PO14-50SR
		16"	56E			KPO16-50NR	PO16-50NR	PO16-50SR

KB3500, KB4000, KB4500

3/8"LP	.050"	12"	44E					M12-50SR
		14"	52E				M14-50NR	
		16"	55E				M16-50NR	

KB5000

.325"	.050"	16"	66E	POH16-50WH		SPOH16-50WH		
		18"	72E	POH18-50WH				

ALPINA

ELECTRIC, E120, E130, E150, KS1400B, KS1500B

3/8"LP	.050"	12"	44E			KPO12-50NR	PO12-50NR	PO12-50SR
		14"	52E			KPO14-50NR	PO14-50NR	PO14-50SR
		16"	56E			KPO16-50NR	PO16-50NR	PO16-50SR

ELETTRA 160, ELETTRA 170, ENERGY1.6, ENERGY1.8, SINERGY35, SINERGY40

3/8"	.050"	12"	44E			KSW12-50NR	SW12-50NR	SW12-50SR
		14"	50E			KSW14-50NR	SW14-50NR	SW14-50SR
		16"	56E			KSW16-50NR	SW16-50NR	SW16-50SR

A-40, A-40E, P41, P45

.325"	.050"	18"	72E	POH18-50WH		SPOH18-50WH		
-------	-------	-----	-----	------------	--	-------------	--	--

PRO F-41, PRO F-45, P400, P450, P500, P460, P510, P540, P540I, P550

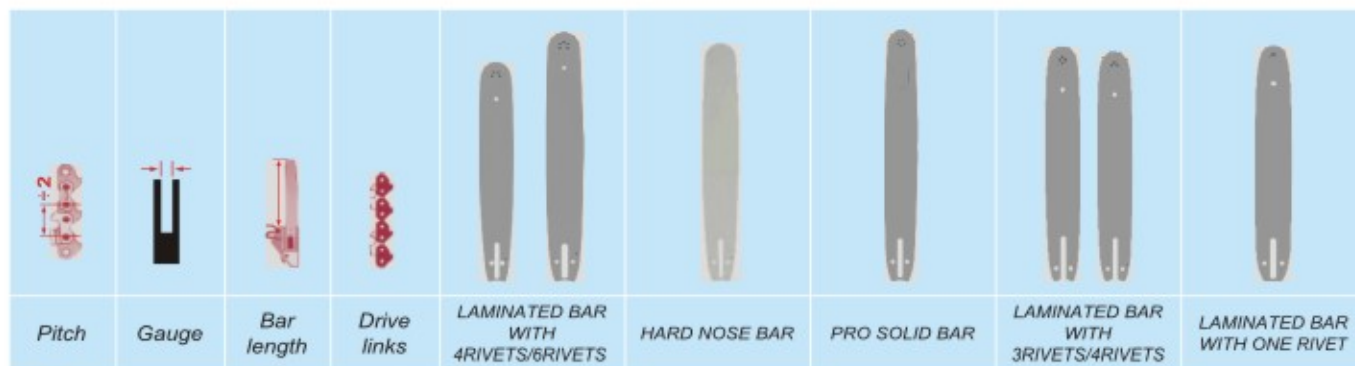
.325"	.058"	13"	56E	POH13-58TH				
		15"	64E	POH15-58WH				
		16"	66E	POH16-58WH				POH16-58TH
		18"	72E	POH18-58WH		SPOH18-58WH		POH18-58TH
		20"	78E	POH20-58WH				

PROF-65, PROF-66, 600, 600I, P650

3/8"	.050"	18"	68E			SPOH18-50ER		
3/8"	.058"	18"	68E	POH18-58ERB	POH18-58	SPOH18-58ER		
		20"	72E	POH20-58ER	POH20-58	SPOH20-58ER		

PROF-700, PROF-800, P700, P750, P800

3/8"	.058"	18"	68E	HV18-58ER	HV18-58	SHV18-58ER		
		20"	72E	HV20-58ER	HV20-58	SHV20-58ER		
3/8"	.063"	22"	75E					
		24"	84E					
.404"	.063"	24"	76E		HV24-63			



BELL

PICKPINE16, 34, 38

Pitch	Gauge	Bar length	Drive links	LAMINATED BAR WITH 4RIVETS/6RIVETS	HARD NOSE BAR	PRO SOLID BAR	LAMINATED BAR WITH 3RIVETS/4RIVETS	LAMINATED BAR WITH ONE RIVET
3/8"LP	.050"	12"	44E					M12-50SR
		14"	49E				M14-50NR	M14-50SR
		16"	55E				M16-50NR	M16-50SR

BERNARD

BM225.3, BM230.0, BM230.1, BM236.3, BM441.3, BM441.5

Pitch	Gauge	Bar length	Drive links	LAMINATED BAR WITH 4RIVETS/6RIVETS	HARD NOSE BAR	PRO SOLID BAR	LAMINATED BAR WITH 3RIVETS/4RIVETS	LAMINATED BAR WITH ONE RIVET
3/8"LP	.050"	12"	45E				PO12-50NR	PO12-50SR
		14"	52E				PO14-50NR	PO14-50SR
		16"	55E				PO16-50NR	PO16-50SR

BLACK & DECKER

CS30, CS35, DN400, DN401, DN402, DN404, DN412, DN416, GK425, GK330, GK310, GK320, GK321, GK322, GK35, GK330, GK430, GK435, GK440, GK535, GK540, GK1440, GK1630, GK1635, GK1640

Pitch	Gauge	Bar length	Drive links	LAMINATED BAR WITH 4RIVETS/6RIVETS	HARD NOSE BAR	PRO SOLID BAR	LAMINATED BAR WITH 3RIVETS/4RIVETS	LAMINATED BAR WITH ONE RIVET
.3/8"LP	.050"	10"	39E					M10-50SR
		12"	44E					M12-50SR
		14"	52E					
		16"	56E					

BLIRZ

B42, B45A, B54A, B46, B51

Pitch	Gauge	Bar length	Drive links	LAMINATED BAR WITH 4RIVETS/6RIVETS	HARD NOSE BAR	PRO SOLID BAR	LAMINATED BAR WITH 3RIVETS/4RIVETS	LAMINATED BAR WITH ONE RIVET
.325"	.058"	13"	56E	POH13-58TH				
		15"	64E	POH15-58WH		SPOH15-58WH		
		16"	66E	POH16-58WH		SPOH16-58WH		
		18"	72E	POH18-58WH		SPOH18-58WH		
		20"	78E	POH20-58WH		SPOH20-58WH		

B50, B500, B501S, B502, B504, B52, B55, B60, B600, B64, B701, B702, B80, B800, B802, B804

Pitch	Gauge	Bar length	Drive links	LAMINATED BAR WITH 4RIVETS/6RIVETS	HARD NOSE BAR	PRO SOLID BAR	LAMINATED BAR WITH 3RIVETS/4RIVETS	LAMINATED BAR WITH ONE RIVET
3/8"	.058"	18"	68E	JO18-58ER	JO18-58			
		20"	72E	JO20-58ER	JO20-58			
.404"	.058"	18"	62E		JO18-58			
		20"	66E		JO20-58			

BOSCH

AKE30/17S, AKE35/17S, AKE40/17S

Pitch	Gauge	Bar length	Drive links	LAMINATED BAR WITH 4RIVETS/6RIVETS	HARD NOSE BAR	PRO SOLID BAR	LAMINATED BAR WITH 3RIVETS/4RIVETS	LAMINATED BAR WITH ONE RIVET
3/8"LP	.043"	12"	45E					PO12-43SR
		14"	52E					PO14-43SR
		16"	56E					PO16-43SR

1586.7, 1586.8, AKE30B, AKE35B, AKE40B, GKE35BC, GKE40BC, PKE25, PKE30B, PKE35B, PKE40

Pitch	Gauge	Bar length	Drive links	LAMINATED BAR WITH 4RIVETS/6RIVETS	HARD NOSE BAR	PRO SOLID BAR	LAMINATED BAR WITH 3RIVETS/4RIVETS	LAMINATED BAR WITH ONE RIVET
3/8"LP	.050"	12"	45E			KPO12-50NR	PO12-50NR	PO12-50SR
		14"	52E			KPO14-50NR	PO14-50NR	PO14-50SR
		16"	56E			KPO16-50NR	PO16-50NR	PO16-50SR

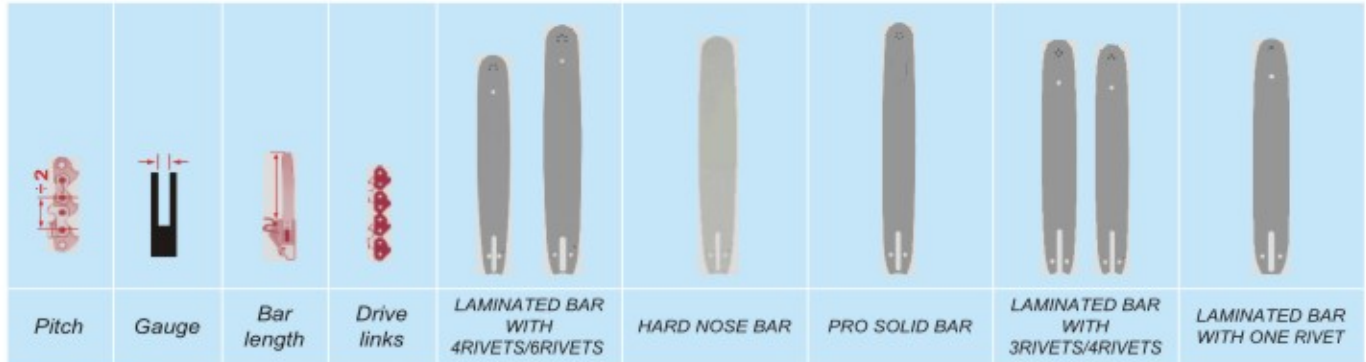
BULLCRAFT

BES1300B, KS400S, KS40S, KSE1300B, KSE30

Pitch	Gauge	Bar length	Drive links	LAMINATED BAR WITH 4RIVETS/6RIVETS	HARD NOSE BAR	PRO SOLID BAR	LAMINATED BAR WITH 3RIVETS/4RIVETS	LAMINATED BAR WITH ONE RIVET
3/8"LP	.050"	12"	44E					M12-50SR
		14"	52E				M14-50NR	
		16"	55E				M16-50NR	

KS450

Pitch	Gauge	Bar length	Drive links	LAMINATED BAR WITH 4RIVETS/6RIVETS	HARD NOSE BAR	PRO SOLID BAR	LAMINATED BAR WITH 3RIVETS/4RIVETS	LAMINATED BAR WITH ONE RIVET
.325"	.050"	16"	66E	POH16-50WH		SPOH16-50WH		
		18"	72E	POH18-50WH				



CASTEL

CS45, CS50

.325"	.058"	13"	56E	POH13-58TH				
		15"	64E	POH15-58WH				
		16"	66E	POH16-58WH				
		18"	72E	POH18-58WH		SPOH18-58WH	POH16-58TH	POH18-58TH
		20"	78E	POH20-58WH				

CS60

3/8"	.058"	18"	68E	POH18-58ERB	POH18-58	SPOH18-58ER		
		20"	72E	POH20-58ER	POH20-58	SPOH20-58ER		

CASTOR

C40, C40E, CP41, CP45

.325"	.058"	18"	72E	POH18-50WH				
		13"	56E	POH13-58TH				
		15"	64E	POH15-58WH				
		16"	66E	POH16-58WH				POH16-58TH
		18"	72E	POH18-58WH		SPOH18-58WH	POH18-58TH	
		20"	78E	POH20-58WH				

CP400, CP450, CP500, CP460, CP510, CP540, CP540I, CP550

.325"	.058"	13"	56E	POH13-58TH				
		16"	66E	POH16-58WH			POH16-58TH	

CP400, CP450, CP500, CP460, CP510, CP540, CP540I, CP550

.325"	.058"	18"	72E	POH18-58WH		SPOH18-58WH	POH18-58TH	
		20"	78E	POH20-58WH				

CP-55, CP-56, CP-65, CP-66, CP600, CP600I, CP650

3/8"	.058"	18"	68E	POH18-58ERB	POH18-58	SPOH18-58ER		
		20"	72E	POH20-58ER	POH20-58	SPOH20-58ER		

CP-700, CP-800, CP-750

3/8"	.058"	18"	68E	HV18-58ER	HV18-58	SHV18-58ER		
		20"	72E	HV20-58ER	HV20-58	SHV20-58ER		
3/8"	.063"	22"	75E		HV22-63			
		24"	84E		HV24-63			
.404"	.063"	24"	76E		HV24-63			

CUB CADET

CS3916


3/8"LP	.050"	14"	52E				PO14-50NR	PO14-50SR
		16"	57E				PO16-50NR	PO14-50SR

CS5018, CS5220

.325"	.050"	16"	66E		POH16-50	SPOH16-50WH		
		18"	72E		POH18-50			
		20"	78E		POH20-50	SPOH20-50WH		

CS5720

3/8"	.050"	16"	60E			SPOH16-50ER		
		18"	68E			SPOH18-50ER		
		20"	72E			SPOH20-50ER		
		24"	84E			SPOH24-50ER		



DOLMAR

PS-34, PS-3, ES31, ES36, ES40

3/8"LP	.043"	14"	52E					PO14-43SR
--------	-------	-----	-----	--	--	--	--	-----------

ES-152A, ES-162A, ES172A, PS34, PS3300TH, PS-330, PS-340, PS-341, PS-344, PS-400, PS-401, PS33, 100, 102, 103, 105, 108

3/8"LP	.050"	12"	45E			KPO12-50NR	PO12-50NR	PO12-50SR
		14"	52E			KPO14-50NR	PO14-50NR	PO14-50SR
		16"	56E			KPO16-50NR	PO16-50NR	PO16-50SR

PS-410, PS-411

.325"	.050"	18"	72E				PO18-50TH	
-------	-------	-----	-----	--	--	--	-----------	--

111, 115I

.325"	.050"	13"	56E	POH13-50TH				
		15"	64E	POH15-50WH				
		18"	72E	POH18-50WH				
.325"	.058"	13"	56E	POH13-58TH				
		15"	64E	POH15-58WH		SPOH15-58WH		
		16"	66E	POH16-58WH			POH16-58TH	
		18"	72E	POH18-58WH		SPOH18-58WH	POH18-58TH	
		20"	78E	POH20-58WH		SPOH20-58WH		

112, 113, 114, 116, ES-1800

.325"	.058"	13"	56E	POH13-58TH				
		15"	64E	POH15-58WH		SPOH15-58WH		
		16"	66E	POH16-58WH			POH16-58TH	
		18"	72E	POH18-58WH		SPOH18-58WH	POH18-58TH	
		20"	78E	POH20-58WH		SPOH20-58WH		

PS-6400, PS-7300, PS-7900, PS9000, PS9010FL

3/8"	.050"	16"	60E	HV16-50ER		SHV16-50ER		
		18"	68E	HV18-50ER		SHV18-50ER		
		20"	72E	HV20-50ER		SHV20-50ER		
		24"	84E			SHV24-50ER		
		28"	92E			SHV28-50ER		
3/8"	.058"	16"	60E	HV16-58ER		SHV16-58ER		
		17"	64E	HV17-58ER		SHV17-58ER		
		18"	68E	HV18-58ER	HV18-58	SHV18-58ER		
		20"	72E	HV20-58ER	HV20-58	SHV20-58ER		
		24"	84E		HV24-58	SHV24-58ER		
		28"	92E		HV28-58	SHV28-58ER		


109, 110, 111, 115, PS-460, PS-510, PS-540, PS-5100S, 5100SH

.325"	.050"	16"	66E	POH16-50WH		SPOH16-50TH		
		18"	72E	POH18-50WH				
		20"	78E	POH20-50WH		SPOH20-50TH		
.325"	.058"	16"	66E	POH16-58WH		SPOH16-58TH		
		18"	72E	POH18-58WH				
		20"	78E	POH20-58WH		SPOH20-58TH		

DYNAMAC

DY36

3/8"LP	.050"	12"	45E			KPO12-50NR	PO12-50NR	PO12-50SR
		14"	52E			KPO14-50NR	PO14-50NR	PO14-50SR
		16"	56E			KPO16-50NR	PO16-50NR	PO16-50SR



DY41

Pitch	Gauge	Bar length	Drive links	LAMINATED BAR WITH 4RIVETS/6RIVETS	HARD NOSE BAR	PRO SOLID BAR	LAMINATED BAR WITH 3RIVETS/4RIVETS	LAMINATED BAR WITH ONE RIVET
.325"	.050"	13"	56E	POH13-50TH				
		15"	64E	POH15-50WH				
		16"	66E	POH16-50WH				
		18"	72E	POH18-50WH				

45

.325"	.058"	13"	56E	POH13-58TH				
		15"	64E	POH15-58WH			SPOH15-58WH	
.325"	.058"	16"	66E	POH16-58WH			SPOH16-58WH	
		18"	72E	POH18-58WH			SPOH18-58WH	
		20"	78E	POH20-58WH			SPOH20-58WH	

DY56, DY62

3/8"	.058"	16"	60E		POH16-58	SPOH16-58ER		
		18"	68E	POH18-58ERB	POH18-58	SPOH18-58ER		
		20"	72E	POH20-58ER	POH20-58	SPOH20-58ER		

55DELUXE

3/8"	.058"	18"	68E	JO18-58ER	JO18-58			
		20"	72E	JO20-58ER	JO20-58			

ECHO

CS-280E, CS-304VL, CS-351VL, CS-302, CS-280EG, CS-280EVL, CS-285EVL, CS-290EVL, CS-300EVL, CS-280E, CS-302, CS-315, CS-320EVL, CS-328, CS-330EVL, CS-360EVL, E155, CS2800, CS2900, CS2000, CS3000, CS3050, CS3400, CS3450, CS4400, ECS150, ECS1850FT, CS2600, CS3500

3/8"LP	.050"	12"	45E			KPO12-50NR	PO12-50NR	PO12-50SR
		14"	52E			KPO14-50NR	PO14-50NR	PO14-50SR
		16"	56E			KPO16-50NR	PO16-50NR	PO16-50SR

CS-3600, CS-3900, CS-4000, CS-4400, CS-4500, CS-400EVL, CS-440EVL, CS-440EVLH, CS3700, CS4200

.325"	.050"	16"	66E	PO16-50EH				
		18"	72E	PO18-50EH				

CS-3600, CS-360EVL, CS-4000, CS-400EVL, CS-4010, CS-440EVL, CS-4500, CS-4510, CS-4600, CS-4610, CS-5000, CS-4400, CS-42

.325"	.058"	15"	64E	PO15-58EH				
		16"	66E	PO16-58EH				
		18"	72E	PO18-58EH				

CS-60S, CS-451VL, CS-452VL, CS-500EVL, CS-500VL, CS-510EVL, CS-550EVL, CS-600EVL, CS-602VL, CS-610EVL, CS-650EVL, CS-660EVL, CS-702VL, CS-750EVL, CS-750VL, CS-5500

3/8"	.050"	18"	64E	EH18-50ER				
		20"	70E	EH20-50ER				

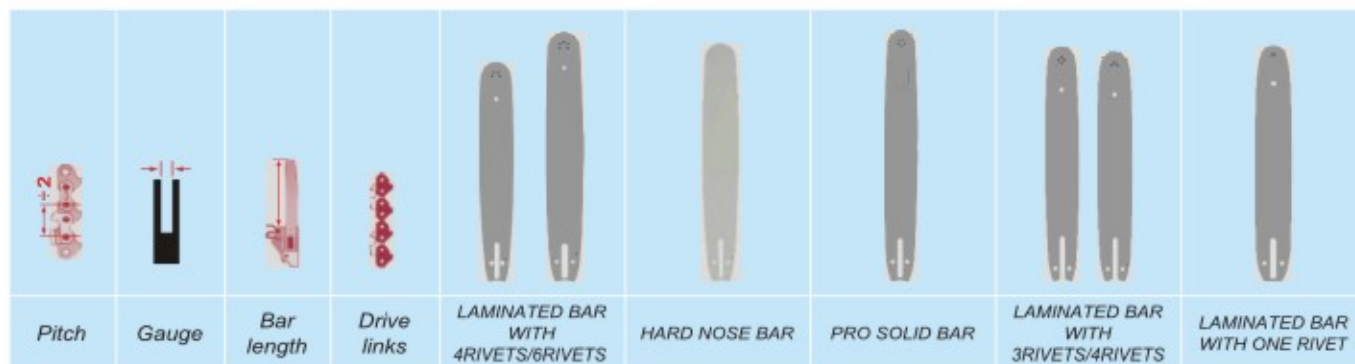
EFCO

131, 132

3/8"LP	.050"	12"	45E			KPO12-50NR	PO12-50NR	PO12-50SR
		14"	52E			KPO14-50NR	PO14-50NR	PO14-50SR
		16"	56E			KPO16-50NR	PO16-50NR	PO16-50SR

138, 141

.325"	.050"	13"	56E	POH13-50TH				
		15"	64E	POH15-50WH				
		16"	66E	POH16-50WH			POH16-50TH	
		18"	72E	POH18-50WH			POH18-50TH	



142, 146, 151, 156, 162, 147

Pitch	Gauge	Bar length	Drive links	LAMINATED BAR WITH 4RIVETS/6RIVETS	HARD NOSE BAR	PRO SOLID BAR	LAMINATED BAR WITH 3RIVETS/4RIVETS	LAMINATED BAR WITH ONE RIVET
.325"	.058"	13"	56E	POH13-58TH				
		15"	64E	POH15-58WH		SPOH15-58WH		
		16"	66E	POH16-58WH		SPOH16-58WH		
.325"	.058"	18"	72E	POH18-58WH		SPOH18-58WH		
		20"	78E	POH20-58WH		SPOH20-58WH		

170, 180, 171, 181

Pitch	Gauge	Bar length	Drive links	JO18-58ER	JO18-58			
3/8"	.058"	18"	68E	JO18-58ER	JO18-58			
		20"	72E	JO20-58ER	JO20-58			

EINHELL

PES30, PES34, PES35, PES40, PROFI, KSE1640, KSE1435, PES1640, PES1540, KSE1435, KSE1635, KSE1640, KSE2000, PKS1635, PKS1840

Pitch	Gauge	Bar length	Drive links			KPO12-50NR	PO12-50NR	PO12-50SR
3/8"LP	.050"	12"	45E			KPO12-50NR	PO12-50NR	PO12-50SR
		14"	52E			KPO14-50NR	PO14-50NR	PO14-50SR
		16"	56E			KPO16-50NR	PO16-50NR	PO16-50SR

PKS45/1AV, PKS50/AV

Pitch	Gauge	Bar length	Drive links	LAMINATED BAR WITH 4RIVETS/6RIVETS	HARD NOSE BAR	PRO SOLID BAR	LAMINATED BAR WITH 3RIVETS/4RIVETS	LAMINATED BAR WITH ONE RIVET
.325"	.058"	13"	56E	POH13-58TH				
		15"	64E	POH15-58WH		SPOH15-58WH		
		16"	66E	POH16-58WH		SPOH16-58WH		
		18"	72E	POH18-58WH		SPOH18-58WH		
		20"	78E	POH20-58WH		SPOH20-58WH		

ELPI

ALL MODELS

Pitch	Gauge	Bar length	Drive links	LAMINATED BAR WITH 4RIVETS/6RIVETS	HARD NOSE BAR	PRO SOLID BAR	LAMINATED BAR WITH 3RIVETS/4RIVETS	LAMINATED BAR WITH ONE RIVET
.325"	.058"	13"	56E	POH13-58TH				

ESPER

SS-300, SS-360

Pitch	Gauge	Bar length	Drive links			KPO12-50NR	PO12-50NR	PO12-50SR
3/8"LP	.050"	12"	45E			KPO12-50NR	PO12-50NR	PO12-50SR
		14"	52E			KPO14-50NR	PO14-50NR	PO14-50SR
		16"	56E			KPO16-50NR	PO16-50NR	PO16-50SR

FOLUX

F150, F155, F40, F42, F46, F51

Pitch	Gauge	Bar length	Drive links	LAMINATED BAR WITH 4RIVETS/6RIVETS	HARD NOSE BAR	PRO SOLID BAR	LAMINATED BAR WITH 3RIVETS/4RIVETS	LAMINATED BAR WITH ONE RIVET
.325"	.058"	13"	56E	POH13-58TH				
		15"	64E	POH15-58WH		SPOH15-58WH		
		16"	66E	POH16-58WH		SPOH16-58WH		
		18"	72E	POH18-58WH		SPOH18-58WH		
		20"	78E	POH20-58WH		SPOH20-58WH		

CAMPERA160, F160, F165, F170A, F180A, F5, F55A, F6, F7, F8

Pitch	Gauge	Bar length	Drive links	JO18-58ER	JO18-58			
3/8"	.058"	18"	68E	JO18-58ER	JO18-58			
		20"	72E	JO20-58ER	JO20-58			
.404"	.058"	18"	62E		JO18-58			
		20"	66E		JO20-58			

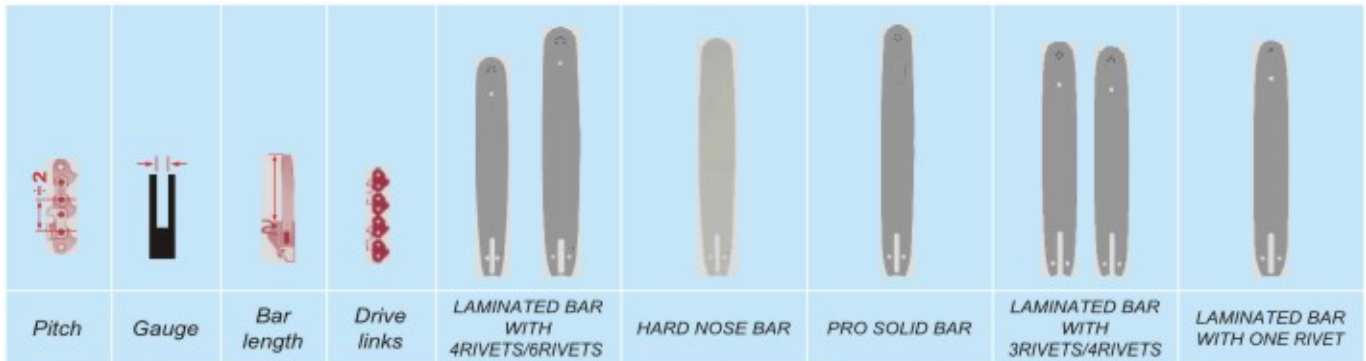
FRONTIER

F35AV, FB35, FB35AV, FB35VIP, FP35, FP365VIP, MKI

Pitch	Gauge	Bar length	Drive links				F14-50NR	
3/8"LP	.050"	14"	52E				F14-50NR	

FP45

Pitch	Gauge	Bar length	Drive links	LAMINATED BAR WITH 4RIVETS/6RIVETS	HARD NOSE BAR	PRO SOLID BAR	LAMINATED BAR WITH 3RIVETS/4RIVETS	LAMINATED BAR WITH ONE RIVET
.325"	.050"	18"	72E	POH18-50WH				



GARDEN

GD45, GD50

Pitch	Gauge	Bar length	Drive links	LAMINATED BAR WITH 4RIVETS/6RIVETS	HARD NOSE BAR	PRO SOLID BAR	LAMINATED BAR WITH 3RIVETS/4RIVETS	LAMINATED BAR WITH ONE RIVET
.325"	.058"	13"	56E	POH13-58TH				
		15"	64E	POH15-58WH				
		16"	66E	POH16-58WH				
		18"	72E	POH18-58WH		SPOH18-58WH		POH16-58TH POH18-58TH
		20"	78E	POH20-58WH				

HANDY

40HF

Pitch	Gauge	Bar length	Drive links	LAMINATED BAR WITH 4RIVETS/6RIVETS	HARD NOSE BAR	PRO SOLID BAR	LAMINATED BAR WITH 3RIVETS/4RIVETS	LAMINATED BAR WITH ONE RIVET
.325"	.058"	13"	56E	POH13-58TH				
		14"	60E					

40HF

Pitch	Gauge	Bar length	Drive links	LAMINATED BAR WITH 4RIVETS/6RIVETS	HARD NOSE BAR	PRO SOLID BAR	LAMINATED BAR WITH 3RIVETS/4RIVETS	LAMINATED BAR WITH ONE RIVET
.325"	.058"	15"	64E	POH15-58WH			SPOH15-58WH	
		16"	66E	POH16-58WH			SPOH16-58WH	
		18"	72E	POH18-58WH			SPOH18-58WH	
		20"	78E	POH20-58WH			SPOH20-58WH	

HITACHI

CS280A, CS280B, CS350A, CS350B

Pitch	Gauge	Bar length	Drive links	LAMINATED BAR WITH 4RIVETS/6RIVETS	HARD NOSE BAR	PRO SOLID BAR	LAMINATED BAR WITH 3RIVETS/4RIVETS	LAMINATED BAR WITH ONE RIVET	
3/8"LP	.050"	12"	45E				KPO12-50NR	PO12-50NR	
		14"	52E				KPO14-50NR	PO14-50NR	
		16"	56E				KPO16-50NR	PO16-50NR	
							PO12-50SR	PO14-50SR	PO16-50SR

HOMELITE

20AV, 23AV, 27, 3300, 3350, 3550, 3800, 3850, 4500, 4550, PS33

Pitch	Gauge	Bar length	Drive links	LAMINATED BAR WITH 4RIVETS/6RIVETS	HARD NOSE BAR	PRO SOLID BAR	LAMINATED BAR WITH 3RIVETS/4RIVETS	LAMINATED BAR WITH ONE RIVET	
3/8"LP	.050"	12"	45E				KPO12-50NR	PO12-50NR	
		14"	52E				KPO14-50NR	PO14-50NR	
		16"	56E				KPO16-50NR	PO16-50NR	
		18"	62E					PO18-50NR	
							PO12-50SR	PO14-50SR	PO16-50SR

192, 200, 240SL, 245SL, SUPER2/2CC, SUPER2SL, ELECTRIC, XL, XL-10, XL2CC, XL2SUPER, XLTI, BANDITLX30, EL14, SABRE31,33, 20530, 150, EZ, EZ AUTO, MINI, SUPERTO, SUPERXL MINI, EZ250, VISUPERMINI, VI-123, VI-125, XL-76, XL100SERIES, XL250, 415B,4550B

Pitch	Gauge	Bar length	Drive links	LAMINATED BAR WITH 4RIVETS/6RIVETS	HARD NOSE BAR	PRO SOLID BAR	LAMINATED BAR WITH 3RIVETS/4RIVETS	LAMINATED BAR WITH ONE RIVET
3/8"LP	.050"	12"	48E					HX12-50NR
		14"	52E					HX14-50NR
		16"	59E					HX16-50NR
.325"	.050"	16"	67E	POH16-50WH			SPOH16-50WH	
		18"	72E	POH18-50WH				
		20"	78E				SPOH18-50WH	


250, 252, 290, 290C, 300, 340, 340C, 3850B, 415B, 4550B

Pitch	Gauge	Bar length	Drive links	LAMINATED BAR WITH 4RIVETS/6RIVETS	HARD NOSE BAR	PRO SOLID BAR	LAMINATED BAR WITH 3RIVETS/4RIVETS	LAMINATED BAR WITH ONE RIVET
.325"	.050"	18"	72E	POH18-50WH				
.325"	.058"	13"	57E	POH13-58TH				
		15"	65E	POH15-58WH			SPOH15-58WH	
.325"	.058"	16"	66E	POH16-58WH			SPOH16-58WH	
		18"	72E	POH18-58WH			SPOH18-58WH	
		20"	78E	POH20-58WH			SPOH20-58WH	

HUSQVARNA

23, 33, 36, 41, 335XPT, 333, 334, 136, 141, 315, 316, 318, 235, 235E, 240, 240E, 243, 249

Pitch	Gauge	Bar length	Drive links	LAMINATED BAR WITH 4RIVETS/6RIVETS	HARD NOSE BAR	PRO SOLID BAR	LAMINATED BAR WITH 3RIVETS/4RIVETS	LAMINATED BAR WITH ONE RIVET
3/8"LP	.050"	12"	45E				PO12-50NR	PO12-50SR
		14"	52E				PO14-50NR	PO14-50SR
		16"	56E				PO16-50NR	PO16-50SR



33, 36, 40, 41, 42, 44, 45, 49, 50, 51, 55, E1400, E1600, EL16, 242XP, EL1200, 136, 141, 340, 345, 346, 350, 351

Pitch	Gauge	Bar length	Drive links	LAMINATED BAR WITH 4RIVETS/6RIVETS	HARD NOSE BAR	PRO SOLID BAR	LAMINATED BAR WITH 3RIVETS/4RIVETS	LAMINATED BAR WITH ONE RIVET
.325"	.050"	13"	56E	POH13-50TH				
		15"	64E	POH15-50WH				
		18"	72E	POH18-50WH				
.325"	.058"	13"	56E	POH13-58TH				
		14"	60E					
		15"	64E	POH15-58WH		SPOH15-58WH		
		16"	66E	POH16-58WH		SPOH16-58WH		
		18"	72E	POH18-58WH		SPOH18-58WH		
		20"	78E	POH20-58WH		SPOH20-58WH		

133, 234, 238, 242, 246, 340, EL16, EL1400, EL1500, EL1600, EL1200, 444, 136, 141

Pitch	Gauge	Bar length	Drive links	LAMINATED BAR WITH 4RIVETS/6RIVETS	HARD NOSE BAR	PRO SOLID BAR	LAMINATED BAR WITH 3RIVETS/4RIVETS	LAMINATED BAR WITH ONE RIVET
.325"	.058"	13"	56E	POH13-58TH			SPOH13-58WH	
		14"	60E					
		15"	64E	POH15-58WH		SPOH15-58WH		
		16"	66E	POH16-58WH		SPOH16-58WH		
		18"	72E	POH18-58WH		SPOH18-58WH		
		20"	78E	POH20-58WH		SPOH20-58WH		

55, 55RANCHER, 257, 261, 357XP, 357XPG, 359, 455, 460, 466 *

Pitch	Gauge	Bar length	Drive links	LAMINATED BAR WITH 4RIVETS/6RIVETS	HARD NOSE BAR	PRO SOLID BAR	LAMINATED BAR WITH 3RIVETS/4RIVETS	LAMINATED BAR WITH ONE RIVET
3/8"	.050"	16"	60E		POH16-50	SPOH16-50ER	POH16-50ER	
		18"	68E		POH18-50	SPOH18-50ER	POH18-50ER	
		20"	72E		POH20-50	SPOH20-50ER	POH20-50ER	
		24"	84E			SPOH24-50ER		
.325"	.050"	16"	66E	POH16-50WH				

55, 55RANCHER, 257, 261, 357XP, 357XPG, 359, 455, 460, 466 *

Pitch	Gauge	Bar length	Drive links	LAMINATED BAR WITH 4RIVETS/6RIVETS	HARD NOSE BAR	PRO SOLID BAR	LAMINATED BAR WITH 3RIVETS/4RIVETS	LAMINATED BAR WITH ONE RIVET
.325"	.050"	18"	72E	POH18-50WH				
		20"	78E	POH20-50WH				

154, 254, 257, 262, 362, 357, 359, 359E-TECH, 360, 435, 445, 450, 455RANCHER, 55RANCHER

Pitch	Gauge	Bar length	Drive links	LAMINATED BAR WITH 4RIVETS/6RIVETS	HARD NOSE BAR	PRO SOLID BAR	LAMINATED BAR WITH 3RIVETS/4RIVETS	LAMINATED BAR WITH ONE RIVET
.325"	.058"	13"	56E	POH13-58TH			SPOH13-58WH	
		14"	60E					
		15"	64E	POH15-58WH		SPOH15-58WH		
		16"	66E	POH16-58WH		SPOH16-58WH		
		18"	72E	POH18-58WH		SPOH18-58WH		
.325"	.050"	20"	78E	POH20-58WH		SPOH20-58WH		
		16"	66E	POH16-50WH		SPOH16-50TH		
		18"	72E	POH18-50WH				
.325"	.050"	20"	78E	POH20-50WH		SPOH20-50TH		
		16"	60E	POH16-58ER				
3/8"	.058"	18"	64E	POH18-58ERA				
		18"	68E	POH18-58ERB	POH18-58	SPOH18-58ER		
		20"	72E		POH20-58	SPOH20-58ER		
3/8"	.050"	16"	60E		POH16-50	SPOH16-50ER		
		18"	68E		POH18-50	SPOH18-50ER		
		20"	72E		POH20-50	SPOH20-50ER		
		24"	84E			SPOH24-50ER		

162, 61, 181, 2100, 266, 268, 272, 281, 285, 288, 365, 371, 394, 298, 380, 480, 65, 66, 77, 372, 385

Pitch	Gauge	Bar length	Drive links	LAMINATED BAR WITH 4RIVETS/6RIVETS	HARD NOSE BAR	PRO SOLID BAR	LAMINATED BAR WITH 3RIVETS/4RIVETS	LAMINATED BAR WITH ONE RIVET
3/8"	.058"	13"	52E				SHV13-58ER	
		15"	56E				SHV15-58ER	
		16"	60E	HV16-58ER	HV16-58	SHV16-58ER		
		17"	64E	HV17-58ER	HV17-58	SHV17-58ER		
		18"	68E	HV18-58ER	HV18-58	SHV18-58ER		
		20"	72E	HV20-58ER	HV20-58	SHV20-58ER		
		22"	76E			SHV22-58ER		
		24"	84E		HV24-58	SHV24-58ER		

Pitch	Gauge	Bar length	Drive links	LAMINATED BAR WITH 4RIVETS/6RIVETS	HARD NOSE BAR	PRO SOLID BAR	LAMINATED BAR WITH 3RIVETS/4RIVETS	LAMINATED BAR WITH ONE RIVET
3/8"	.058"	26"	89E					
		28"	92E		HV28-58	SHV28-58ER		
		30"	98E			SHV30-58ER		
3/8"	.063"	36"	115E		HV36-63	SHV36-63ER		

3120, 395

.404"	.063"	22"	68E					
		24"	76E		HV22-63			
		36"	104E		HV24-63	SHV24-63TQ		
3/8"	.058"	13"	52E	HV13-58ER		SHV13-58ER		
		16"	60E	HV16-58ER	HV16-58	SHV16-58ER		
		17"	64E	HV17-58ER	HV17-58	SHV17-58ER		
		18"	68E	HV18-58ER	HV18-58	SHV18-58ER		
		20"	72E	HV20-58ER	HV20-58	SHV20-58ER		
		22"	76E			SHV22-58ER		
		24"	84E		HV24-58	SHV24-58ER		
		26"	89E					
		28"	92E		HV28-58	SHV28-58ER		
		30"	98E			SHV30-58ER		
3/8"	.063"	36"	115E		HV36-63	SHV36-63ER		

61, 160, 162, 260 *

3/8"	.050"	16"	60E			SHV16-50ER		
		18"	68E		HV18-50	SHV18-50ER		
		20"	72E		HV20-50	SHV20-50ER		
		22"	76E					
		24"	84E		HV24-50	SHV24-50ER		
		28"	93E			SHV28-50ER		
3/8"	.058"	13"	52E				HV13-58ER	
		15"	56E				HV15-58ER	
		16"	60E			SHV16-58ER		
		18"	68E		HV18-58	SHV18-58ER		
		20"	72E		HV20-58	SHV20-58ER		
		24"	84E		HV24-58	SHV24-58ER		

HYDRASAW

MILES ROYSTON

3/8"	.058"	18"	70E		HV18-58			
------	-------	-----	-----	--	---------	--	--	--

IKRA

KS1400, KS1500, KS1600, EKS1700, EKS1800, KS2000, KS1200, KS1400

3/8"LP	.050"	12"	45E			KPO12-50NR	PO12-50NR	PO12-50SR
		14"	52E			KPO14-50NR	PO14-50NR	PO14-50SR
		16"	56E			KPO16-50NR	PO16-50NR	PO16-50SR
		18"	62E					PO18-50SR

INKAR

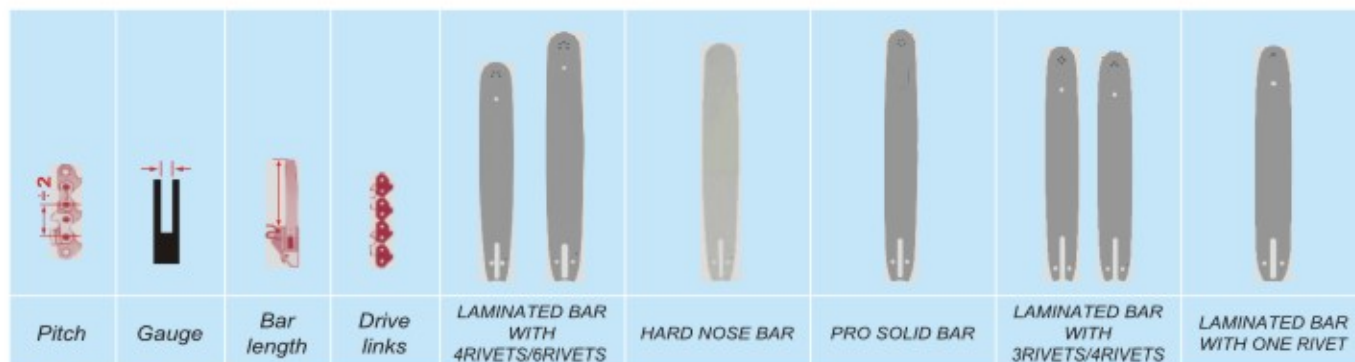
ALL MODELS

.325"	.058"	15"	64E	POH15-58WH				
-------	-------	-----	-----	------------	--	--	--	--

IRCEM

1700F, 12000F

3/8"	.058"	18"	68E	JO18-58ER	JO18-58			
		20"	72E	JO20-58ER	JO20-58			



JCB HYDROCHIEF

ALL MODELS

.404"	.063"	25"	80E					
-------	-------	-----	-----	--	--	--	--	--

JOBU

SL-3, SL31, SL35

3/8"LP	.050"	12"	45E			KPO12-50NR	PO12-50NR	PO12-50SR
		14"	52E			KPO14-50NR	PO14-50NR	PO14-50SR
		16"	56E			KPO16-50NR	PO16-50NR	PO16-50SR

949, EL14

.325"	.058"	13"	56E	POH13-58TH				
		14"	60E					
		15"	64E	POH15-58WH		SPOH15-58WH		
		18"	72E	POH18-58WH		SPOH18-58WH		
		20"	78E	POH20-58WH		SPOH20-58WH		

JOHN DEERE

45EV, 46EV, 300CS, 450V

.325"	.050"	14"	59E					
		16"	66E	PO16-50WH				
		18"	72E	PO18-50WH				
		20"	78E	PO20-50WH		SPO20-50WH		

50AV, 50V, 51SV, 55V, 55SV, 60V

3/8"	.050"	16"	60E		EH16-50	SEH16-50ER		
		18"	64E					
		18"	66E				SEH18-50ER	
		20"	70E		EH20-50	SHE20-50ER		
		24"	81E		EH24-50	SEH24-50ER		

CS46, CS52

325"	.050"	16"	66E		POH16-50	SPOH16-50WH		
		18"	72E		POH18-50			

CS56, CS62

.325"	.050"	16"	66E	POH16-50WH		SPOH16-50WH		
		16"	67E					
		18"	72E	POH18-50WH				
		20"	78E	POH20-50WH		SPOH20-50WH		

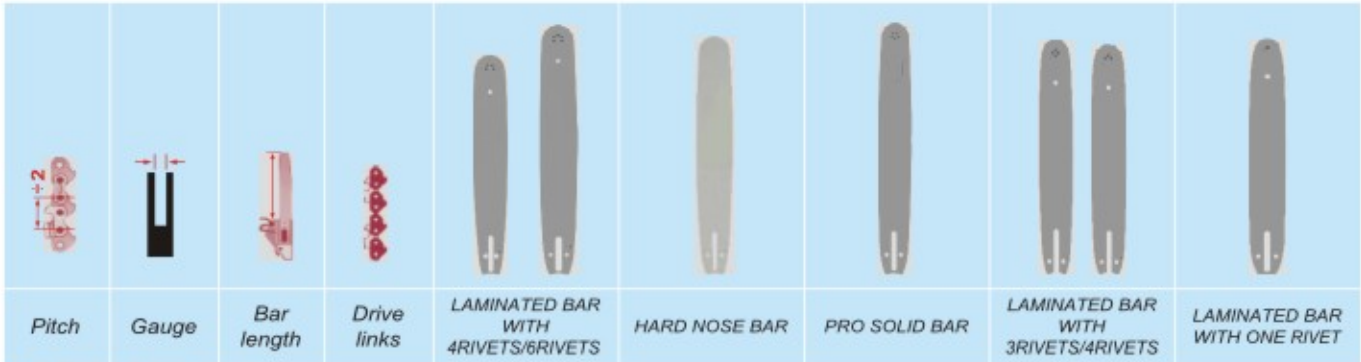
CS62

3/8"	.050"	16"	60E	POH16-50ER		SPOH16-50ER		
		18"	64E					
		20"	70E					
		20"	72E	POH20-50ER				
		24"	80E					
		24"	84E				SPOH24-50ER	

JOHN DEERE*

65, 65EV, 65SV, 66SV, 70V, 80EV, 800V

3/8"	.050"	16"	60E	EH16-50ER	EH16-50	SEH16-50ER		
		18"	64E					
		18"	66E				SEH18-50ER	
		20"	70E	EH20-50ER	EH20-50	SEH20-50ER		
		24"	81E				SEH24-50ER	



JONSERED

2033TH

3/8"LP	.050"	12"	45E			KPO12-50NR	PO12-50NR	PO12-50SR
		14"	52E			KPO14-50NR	PO14-50NR	PO14-50SR
		16"	56E			KPO16-50NR	PO16-50NR	PO16-50SR

EL14, EL1200, 45E, 49SP, 50, 2014, 2015, 2016, 2012, 51, 370, 380, 410, 420, 435, 450, 451, 45, 451EVS, 452, 490, 455, 510, 520, 525, 535, 590, 2036, 2040, 2041, 2045, 2149, 2050, 2051, 2054, 2055, 2150, 2145, 2141, 2152, 2137

.325"	.058"	13"	56E	POH13-58TH				
		14"	60E					
		15"	64E	POH15-58WH		SPOH15-58WH		
		16"	66E	POH16-58WH		SPOH16-58WH		
		18"	72E	POH18-58WH		SPOH18-58WH		
.325"	.050"	13"	56E	POH13-50TH				
		15"	64E	POH15-50WH				
		18"	72E	POH18-50WH				

2063, 2163, 2159, 2165


3/8"	.058"	15"	56E					
		16"	60E		POH16-58	SPOH16-58ER		
		18"	64E	POH18-58ERA	POH18-58	SPOH18-58ER		
.325"	.058"	13"	56E	POH13-58TH				
		14"	60E					
		15"	64E	POH15-58WH		SPOH15-58WH		
		16"	66E	POH16-58WH		SPOH16-58WH		
		18"	72E	POH18-58WH		SPOH18-58WH		
.325"	.050"	20"	78E	POH20-58WH		SPOH20-58WH		
		13"	56E	POH13-50TH				
		18"	72E	POH18-50TH				

625, 630, 630SUPER, 670, 670CHAMP, 2077, 2083, 2094, 2095, 2065, 2071, 2171, 2165, 2186, 820/830*920/930*(* with 9mm stud)

3/8"	.058"	13"	52E		HV13-58	SHV13-58ER		
		15"	56E		HV15-58	SHV15-58ER		
		16"	60E	HV16-58ER	HV16-58	SHV16-58ER		
		17"	64E	HV17-58ER	HV17-58	SHV17-58ER		
3/8"	.058"	18"	68E	HV18-58ER	HV18-58	SHV18-58ER		
		20"	72E	HV20-58ER	HV20-58	SHV20-58ER		
		22"	76E			SHV22-58ER		
		24"	84E		HV24-58	SHV24-58ER		
		26"	89E		HV26-58			
		28"	92E			SHV28-58ER		
3/8"	.063"	30"	98E			SHV30-58ER		
		32"	102E			SHV32-58ER		
		36"	115E			SHV36-63ER		
.404"	.058"	21"	68E					
		22"	68E					
		24"	76E		HV24-63			
.404"	.063"	36"	104E		HV36-63	SHV36-63TQ		

60, 62, 66, 70, 75, 80, 90, 601, 621, 751, 801, 820, 830, 910E, 920, 930

3/8"	.058"	16"	60E					
		18"	68E	JO18-58ER	JO18-58			
		20"	72E	JO20-58ER	JO20-58			
		30"	98E					



KING CARFT

ALL MODELS

3/8"LP	.050"	12"	45E			KPO12-50NR	PO12-50NR	PO12-50SR
		14"	52E			KPO14-50NR	PO14-50NR	PO14-50SR
		16"	57E			KPO16-50NR	PO16-50NR	PO16-50SR
		18"	62E					PO18-50SR

LOGOSOL E3000/E5000

E3000&E5000 WITH STIHL 064 OR 066

3/8"R	.063"	13"	52E		QR13-63	SQR13-63ER		
		15"	56E		QR15-63	SQR15-63ER		
		16"	60E	QR16-63ER	QR16-63	SQR16-63ER		
		18"	66E	QR18-63ER	QR18-63	SQR18-63ER		
		20"	72E	QR20-63ER	QR20-63	SQR20-63ER		
		24"	84E		QR24-63	SQR24-63ER		
		28"	91E			SQR28-63ER		
		30"	100E		QR30-63			
36"	114E			SQR36-63ER				

LOMBARD

ALLSERIES, COMENGO, GLPSERIES, LIGHTING SERIES

3/8"	.050"	16"	60E					
		18"	66E					
		20"	70E					

MAFELL

BS300, KSU330, ZS330, ZS200E, EKS400, EKS400S

3/8"LP	.050"	16"	56E			KPO16-50NR	PO16-50NR	PO16-50SR
.325"	.058"	15"	64E	POH15-58WH		SPOH15-58WH		
.325"	.050"	15"	64E	POH15-50WH				

MAKITA

DCS34

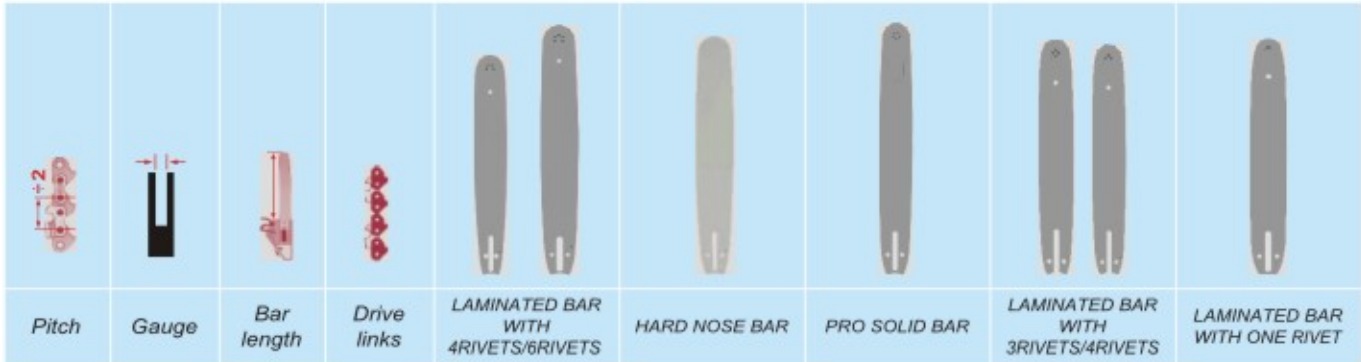
3/8"LP	.043"	14"	52E					PO14-43SR
--------	-------	-----	-----	--	--	--	--	-----------

DCS330S, DCS350, DCS390, DCS400, DCS380, DCS300, DCS340, DCS341, DCS401, UC3000, UC3500, UC4000

3/8"	.050"	12"	45E			KPO12-50NR	PO12-50NR	PO12-50SR
		14"	52E			KPO14-50NR	PO14-50NR	PO14-50SR
		16"	56E			KPO16-50NR	PO16-50NR	PO16-50SR

DCS430, DCS520, DCS4300i, DCS5200i

.325"	.050"	13"	56E	POH13-50TH				
		15"	64E	POH15-50WH				
		18"	72E	POH18-50WH				
.325"	.058"	13"	56E	POH13-58TH				
		14"	60E					
		15"	64E	POH15-58WH		SPOH15-58WH		
		16"	66E	POH16-58WH				
		18"	72E	POH18-58WH		SPOH18-58WH	POH18-58TH	
20"	78E	POH20-58WH		SPOH20-58WH				



DCS-6400, DCS-7300, DCS-7900

3/8"	.058"	16"	60E	HV16-58ER				
		18"	68E	HV18-58ER	HV18-58			
		20"	72E	HV20-58ER	HV20-58			
		24"	84E		HV24-58			
		28"	92E		HV28-58			

Mc CULLOCH

1849AV, 2046AV, 2049AV, 4600, 4900, 5000, 5500, MS 1846AV, MS 1849 AV, MS 1850, MS 2046 AV, MS 2046 AVCC, MS 2049, MS 2049AV, MS 2049AVCC, MS 2050, PM 1845 AV, PRO MAC: 40, 46; SILVER EAGLE:2818, 3020

.325"	.050"	16"	66E	POH16-50WH		SPOH16-50WH		
		18"	72E					
		18"	72E	POH18-50WH				

1849AV, 2046AV, 2049AV, 4600, 4900, 5000, 5500, MS 1846AV, MS 1849 AV, MS 1850, MS 2046 AV, MS 2046 AVCC, MS 2049, MS 2049AV, MS 2049AVCC, MS 2050, PM 1845 AV, PRO MAC: 40, 46; SILVER EAGLE:2818, 3020

.325"	.058"	20"	78E	POH20-50WH		SPOH20-50WH		
		16"	66E	POH16-58WH				
		18"	72E	POH18-58WH				
.325"	.058"	18"	72E	POH18-58WH				
		20"	78E	POH20-58WH				

12A/S, EM12

3/8"	.050"	12"	44E					M12-50SR
------	-------	-----	-----	--	--	--	--	----------

14A/S, EM16

3/8"	.050"	14"	49E				M14-50NR	M14-50SR
		16"	54E				M16-50NR	M16-50SR
		18"	60E					M18-50SR

MS 1630NT, MS 1640NT

3/8"	.050"	16"	56E					M16-50SR
------	-------	-----	-----	--	--	--	--	----------

2138, 3214, 3216, 3514, 3516, 3518, 3816, 3818, 3818AV; EAGER BEAVER: 2010, 2014, 2016, 2116, 2318; MACCAT: 16, 18; MC SERIES: 110, 115, 120, 130, 140, 155, 160S, 165, 175, 310, 320, 340, 355, 365, 375, 430, 435, 440, 445, 510, 515; MCC1514; MINI MAC(ALL MODELS); MS1415, MS1420, MS1430, MS1432, MS1435, MS1455, MS1635, MS1635AV, MS1635NAV, MS1635NAVCC, MS1640, MS1645, MS1838, MS1838 AVCC, MS1838AV, MS1842 AVCC, MS1846 AVCC, PM380, PM400, POWER MAC SERIES: 6, 145-14, 225-16; PROMAC SERIES: 3200, 3205, 3205-14, 3210, 3212, 3214, 3216, 3219, 3505, 3800, 3805, 3818, 3850; SILVER EAGLE SERIES: 2010, 2012, 2012S, 2014, 2014S, 2016, 2018S, 2316, SP-40, SUPER 16, SUPER 18, TITAN SERIES: 35, 36, 37, 38, 39, 40, WILDCAT


3/8"	.050"	12"	44E					M12-50SR
		14"	49E				M14-50NR	M14-50SR
		16"	54E				M16-50NR	M16-50SR
		18"	60E					M18-50SR

10E, 12E, 14E, 16E, MCC3516, MCC3516F, MCC4516F, MCC4516FK, MS 1630NT, MS 1640NT, MS1425, MS1630, MS1640

3/8"	.050"	10"	39E					M10-50SR
		12"	45E					M12-50SR
		14"	50E				M14-50NR	M14-50SR
		16"	55E				M16-50NR	M16-50SR
		18"	60E					M18-50SR

1-10, 2-10, 3-10, 4-10, 5-10, 6-10, 10-10, 10-10A, 55, PRO MAC55, 60, 555, 570, 605, CP-55, DOUBLE EAGLE 50, EAGER BEAVER 3.7, PM605, PROMAC 5700, SILVER EAGLE 3420, SILVER EAGLE 3720, SP-60, TIMBER BEAR(EARLIER MODELS), TITAN 50, TITAN57

3/8"	.050"	16"	60E		EH16-50	SEH16-50ER		
		18"	64E					
		18"	66E				SEH18-50ER	
		20"	70E		EH20-50	SEH20-50ER		
		24"	81E			SEH24-50ER		
		28"	92E			SEH28-50ER		



7-10, 560, 610, 620, 650, 655, 700, 800, 805, 850, 1000, CP70, CP70L, DOUBLE EAGLE 80, PROMAC 8200, SP70, SP80, SP81, TATAN70

Pitch	Gauge	Bar length	Drive links	LAMINATED BAR WITH 4RIVETS/6RIVETS	HARD NOSE BAR	PRO SOLID BAR	LAMINATED BAR WITH 3RIVETS/4RIVETS	LAMINATED BAR WITH ONE RIVET
3/8"	.050"	16"	60E		EH16-50	SEH16-50ER		
		16"	60E					
		18"	64E					
		18"	66E			SEH18-50ER		
		20"	70E		EH20-50	SEH20-50ER		
		20"	70E					
		24"	81E		EH24-50	SEH24-50ER		
28"	92E				SEH28-50ER			

Mc CULLOCH(ITALY)

ELECTRAMAC312, 314, 316, 330, 335, 340, 414, 416, MAC335,MAC CAT426, 441, MAC538E, 539E, PROMAC33

Pitch	Gauge	Bar length	Drive links					
3/8"	.050"	12"	45E					M12-50SR
		14"	50E				M14-50NR	
		16"	56E				M16-50NR	
		18"	60E					

MAC542E, California, MAC545E

Pitch	Gauge	Bar length	Drive links					
3/8"	.050"	12"	45E					M12-50SR
		14"	50E				M14-50NR	
		16"	55E				M16-50NR	
		18"	60E					

PRO MAC 46II

Pitch	Gauge	Bar length	Drive links					
.325"	.050"	13"	56E	POH13-50TH				

PRO MAC 46II

Pitch	Gauge	Bar length	Drive links					
.325"	.050"	15"	64E	POH15-50WH				
.325"	.050"	18"	72E	POH18-50WH				

PRO MAC 54, 61, 72

Pitch	Gauge	Bar length	Drive links					
3/8"	.058"	16"	60E	JO16-58ER	JO16-58			
		18"	68E	JO18-58ER	JO18-58			
		20"	72E	JO20-58ER	JO20-58			

478, 484, 735, C180, California/Arizon, California90, EAGERBEAVER, MAC120, MAC130, MM30, MM35, PM36, PM310, PM320, 330, 340, PM360, PM364, PM370, PM380, PM470, PM480, PM510, PM400, PM6, PM730, EMAC1040, PM484, MAC940, DAY 900, MINI MAC(ALL MODELS), 3214/6, 3516/8, EB2.3, Mac Cat

Pitch	Gauge	Bar length	Drive links					
3/8"LP	.050"	12"	44E					M12-50SR
		14"	50E				M14-50NR	
		16"	56E				M16-50NR	

PM394, PM494, MAC930, MAC935, Mac-Cat839, ELECTRONAC1030, 1035, MAC120 14A/S, EM16, 10, 12, 14, 16E


Pitch	Gauge	Bar length	Drive links					
3/8"	.050"	12"	44E					M12-50SR
		14"	50E				M14-50NR	
		16"	56E				M16-50NR	
		18"	60E					

ELECTRA MAC16E, 838, 839

Pitch	Gauge	Bar length	Drive links					
3/8"	.050"	16"	56E				M16-50NR	

TITAN41, TITAN46, 4600, 4700, 4900, 5000, TIMBERBEAR849, 1-10, 10-10, 2-10, 3-10, 4-10, 5-10, 55, 555, 6-10, 60, 610, 650, 655, 7-10, 70, 700, 80, 800, 805, 850, DE50, SP60, SP81, DE50, TITAN50, TITAN57, 955, 1000, CP55, CP70, CP70L

Pitch	Gauge	Bar length	Drive links					
.325"	.050"	16"	66E	POH16-50WH	POH16-50	SPOH16-50WH		
		18"	72E	POH18-50WH				



MAC950, MAC960, MAC970, 300, 050, 006, PRO MAC51, PRO MAC55, PRO MAC60, PRO MAC70

3/8"LP	.058"	16"	60E	JO16-58ER	JO16-58			
		18"	68E	JO18-58ER	JO18-58			
		20"	72E	JO20-58ER	JO20-58			

Mc CULLOCH(JF)

MS1215, MS1415, MS1425, MS1630, MS1640, MX1435, MX1645, MS1845J, MS1834N, MS1635AV

3/8"	.050"	12"	45E					M12-50SR
		14"	50E				M14-50NR	
		16"	56E				M16-50NR	

55cc, 50cc

.325"	.050"	16"	66E	POH16-50WH		SPOH16-50WH		
		18"	72E	POH18-50WH		SPOH18-50WH		
		20"	78E	POH20-50WH		SPOH20-50WH		

METABO

KT1530

.325"	.058"	13"	56E	POH13-58TH				
		15"	64E	POH15-58WH				

5338

3/8"LP	.050"	12"	44E			KSW12-50NR	SW12-50NR	SW12-50SR
		14"	50E			KSW14-50NR	SW14-50NR	SW14-50SR
		16"	56E			KSW16-50NR	SW16-50NR	SW16-50SR

MONDIAL

V5, V6, V6 SUPER

.325"	.058"	13"	56E	POH13-58TH				
		14"	60E					
		15"	64E	POH15-58WH		SPOH15-58WH		
		16"	66E	POH16-58WH		SPOH16-58WH		
		18"	72E	POH18-58WH		SPOH18-58WH		
		20"	78E	POH20-58WH		SPOH20-58WH		

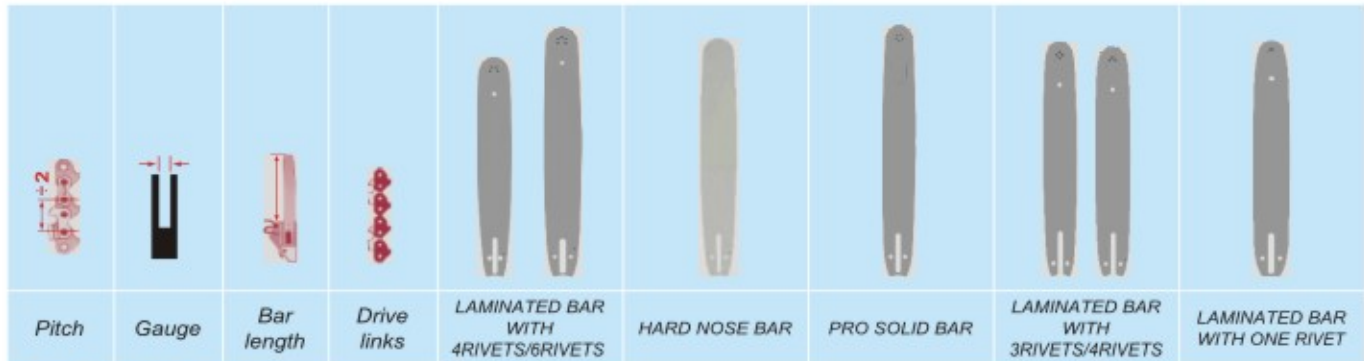
NAUTAC

244, 246, 252

.325"	.058"	13"	56E	POH13-58TH				
		14"	60E					
		15"	64E	POH15-58WH		SPOH15-58WH		
		16"	66E	POH16-58WH		SPOH16-58WH		
		18"	72E	POH18-58WH		SPOH18-58WH		
		20"	78E	POH20-58WH		SPOH20-58WH		

149, 155, 170, 256, 2561

3/8"	.058"	16"	60E	JO16-58ER	JO16-58			
		18"	68E	JO18-58ER	JO18-58			
		20"	72E	JO20-58ER	JO20-58			
		30"	98E					
.404"	.058"	18"	62E		JO18-58			
		20"	66E		JO20-58			



OLEO-MAC-OLYMPIK

931, 932,

3/8"LP	.050"	12"	45E			KPO12-50NR	PO12-50NR	PO12-50SR
		14"	52E			KPO14-50NR	PO14-50NR	PO14-50SR
		16"	56E			KPO16-50NR	PO16-50NR	PO16-50SR

OM-E200

3/8"	.050"	12"	45E			KSW12-50NR	SW12-50NR	SW12-50SR
		14"	50E			KSW14-50NR	SW14-50NR	SW14-50SR
		16"	56E			KSW16-50NR	SW16-50NR	SW16-50SR

240

3/8"LP	.050"	12"	45E			KSW12-50NR	SW12-50NR	SW12-50SR
		14"	50E			KSW14-50NR	SW14-50NR	SW14-50SR
		16"	56E			KSW16-50NR	SW16-50NR	SW16-50SR

938, 941

.325"	.050"	13"	56E	POH13-50TH				
		15"	64E	POH15-50WH				
		16"	66E	POH16-50WH				
		18"	72E	POH18-50WH				

938, 942, 945, 950, 946, 950SUPER, 947, 952, 950A, 951, E300F

.325"	.058"	13"	56E	POH13-58TH				
		14"	60E					
		15"	64E	POH15-58WH		SPOH15-58WH		
		16"	66E	POH16-58WH		SPOH16-58WH		
		18"	72E	POH18-58WH		SPOH18-58WH		
		20"	78E	POH20-58WH		SPOH20-58WH		

962, 956

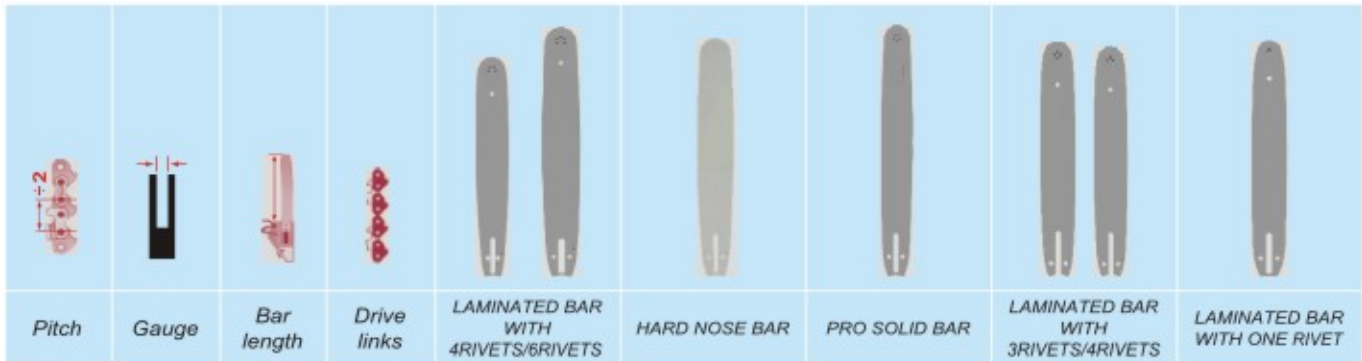
3/8"	.058"	16"	60E	POH16-58ER	POH16-58	SPOH16-58ER		
		18"	68E	POH18-58ERB	POH18-58	SPOH18-58ER		
		20"	72E	POH20-58ER	POH20-58	SPOH20-58ER		
.325"	.058"	13"	56E	POH13-58TH				
		14"	60E					
		15"	64E	POH15-58WH		SPOH15-58WH		
		16"	66E	POH16-58WH		SPOH16-58WH		
		18"	72E	POH18-58WH		SPOH18-58WH		
20"	78E	POH20-58WH		SPOH20-58WH				

250A, 251, 251SUPER, 251B, 252, 254, 261, 264, 271, 272, 284, 350, 350SUPER, 355, 460, 480, 481, 482, 484, E300, OM-E300

3/8"	.058"	16"	60E	JO16-58ER	JO16-58			
		18"	68E	JO18-58ER	JO18-58			
		20"	72E	JO20-58ER	JO20-58			
		30"	98E					

970, 980, 971, 981

3/8"	.058"	16"	60E					
		18"	68E	JO18-58ER	JO18-58			
		20"	72E	JO20-58ER	JO20-58			
		30"	98E					



OPEM

130Z, 140Z, 142Z,

3/8"LP	.050"	12"	45E			KPO12-50NR	PO12-50NR	PO12-50SR
		14"	52E			KPO14-50NR	PO14-50NR	PO14-50SR
		16"	56E			KPO16-50NR	PO16-50NR	PO16-50SR

K1, K2, K3, 52SUPER

.325"	.058"	13"	56E	POH13-58TH				
		14"	60E					
		15"	64E	POH15-58WH		SPOH15-58WH		
		16"	66E	POH16-58WH		SPOH16-58WH		
.325"	.058"	18"	72E	POH18-58WH		SPOH18-58WH		
		20"	78E	POH20-58WH		SPOH20-58WH		

K3

3/8"	.058"	18"	64E	POH18-58ERA				
		18"	68E	POH18-58ERB	POH18-58	SPOH18-58ER		

PARMA

ALL MODELS

3/8"	.058"	16"	62E	HV16-58ER				
------	-------	-----	-----	-----------	--	--	--	--

PARTNER(ITALY)

P1535, 1540, 1640, 1835, 1840, P351, 352, 371, 391, 538E, 542E

3/8"	.050"	12"	45E					M12-50SR
		14"	50E				M14-50NR	
		16"	56E				M16-50NR	
		18"	60E					

P411, 462, 511, 543, 461

.325"	.050"	13"	56E	POH13-50TH				
		15"	64E	POH15-50WH				
		18"	72E	POH18-50WH				

P541

3/8"	.050"	16"	60E	JO16-50ER	JO16-50			
		18"	68E	JO18-50ER	JO18-50			
		20"	72E	JO20-50ER	JO20-50			

PARTNER

1436, 1641

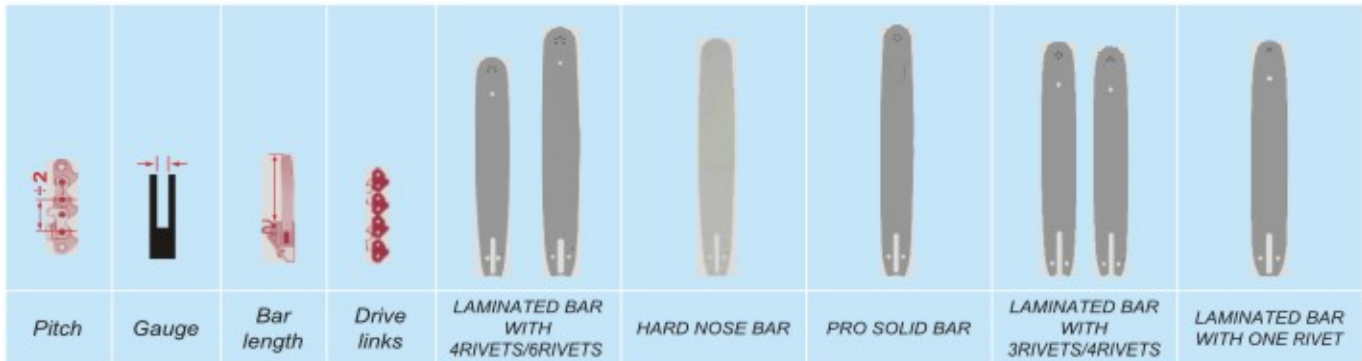
3/8"LP	.043"	14"	52E					PO14-43SR
		16"	56E					PO16-43SR

1535EL, 1540EL

3/8"LP	.050"	14"	50E				M14-50NR	
		16"	54E				M16-50NR	

330, 335, 340, 345, 360, 365, 385, 395, 351, 370, P390, P420, 350

3/8"LP	.050"	12"	45E			KPO12-50NR	PO12-50NR	PO12-50SR
		14"	52E			KPO14-50NR	PO14-50NR	PO14-50SR
		16"	56E			KPO16-50NR	PO16-50NR	PO16-50SR
		18"	62E					PO18-50SR



EL1450, EL1650, 400, 410, 460, 405, 470, 510, 540

.325"	.050"	13"	56E	POH13-50TH			
		15"	64E	POH15-50WH			
		18"	72E	POH18-50WH			

360, 365, 400, 405, 450, 465, 495, 510, 540, 500, 545, MINI FARMER SAW P500, P5000, P5500, 1200EL, 1400EL, 1450, 1500EL, 1650

.325"	.058"	13"	56E	POH13-58TH			
		14"	60E				
		15"	64E	POH15-58WH		SPOH15-58WH	
		16"	66E	POH16-58WH		SPOH16-58WH	
		18"	72E	POH18-58WH		SPOH18-58WH	
		20"	78E	POH20-58WH		SPOH20-58WH	

550, 605

3/8"	.058"	13"	50E				
		15"	56E				

660, P7700, 710

3/8"	.058"	16"	60E	HV16-58ER	HV16-58	SHV16-58ER	
		18"	68E	HV18-58ER	HV18-58	SHV18-58ER	
		20"	72E	HV20-58ER	HV20-58	SHV20-58ER	
		22"	76E			SHV22-58ER	
		24"	84E		HV24-58	SHV24-58ER	
		26"	89E				
3/8"	.063"	28"	92E		HV28-58	SHV28-58ER	
36"		115E			SHV36-63ER		

PIONEER

1072, 1073, 1074, 970, P21, P25, P26, P28, P28S

.325"	.058"	13"	56E	POH13-58TH			
		14"	60E				
		15"	64E	POH15-58WH		SPOH15-58WH	
		16"	66E	POH16-58WH		SPOH16-58WH	
		18"	72E	POH18-58WH		SPOH18-58WH	
		20"	78E	POH20-58WH		SPOH20-58WH	

POULAN

ES300

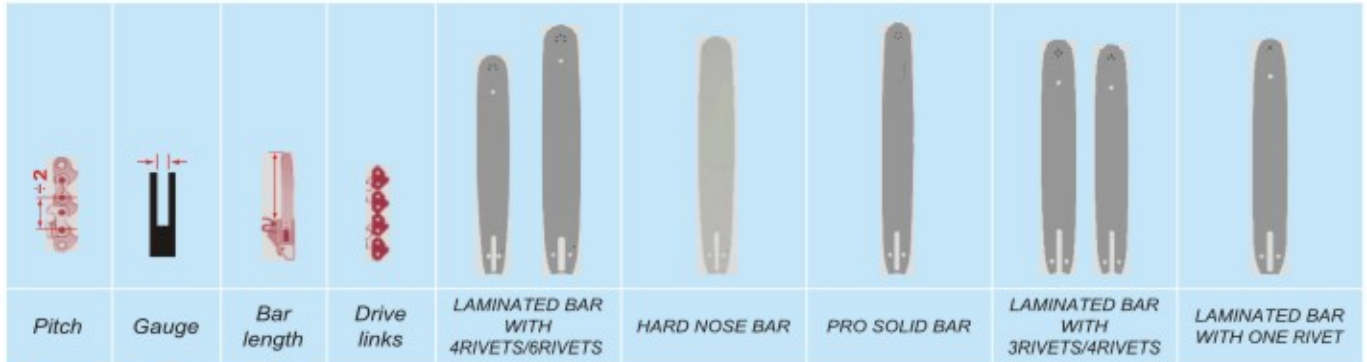
3/8"LP	.043"	14"	52E				PO14-43SR
		16"	56E				PO16-43SR

1800, 2000, 2300AV, 2300CAV, 25A, MICRO25, S25CVA, S25D, S25DA, P600

3/8"	.050"	12"	45E			KPO12-50NR	PO12-50NR	PO12-50SR
		14"	52E			KPO14-50NR	PO14-50NR	PO14-50SR
		16"	56E			KPO16-50NR	PO16-50NR	PO16-50SR

200SERIES, 245, 375, 300SERIES, 306, 2400, 360, 361, 3700, 3800, 400SERIES, 400, 4200, 4400, 4500, 5200, 5400

3/8"	.050"	16"	60E				
		20"	70E				



POWER PRUNER

PP600, PP800, PP1000, PP1250

3/8"LP	.050"	10"	39E					M10-50SR
		12"	44E					M12-50SR

PREC

300

3/8"LP	.050"	14"	52E				M14-50NR	
--------	-------	-----	-----	--	--	--	----------	--

REDMAX (Komatsu Zenoah America, Inc.)

G390, G450AVS, G455AVS, G5000, G5000AVS

.325"	.050"	16"	66E	POH16-50WH	POH16-50	SPOH16-50WH		
		18"	72E	POH18-50WH	POH18-50			
		20"	78E	POH20-50WH	POH20-50	SPOH20-50WH		
.325"	.058"	13"	56E	POH13-58TH				

G390, G450AVS, G455AVS, G5000, G5000AVS

.325"	.058"	15"	64E	POH15-58WH				
		16"	66E	POH16-58WH		SPOH16-58WH		
		18"	72E	POH18-58WH		SPOH18-58WH		
		20"	78E	POH20-58WH		SPOH20-58WH		

G250, G300AVS, G300TS, G310TS, G2500, G2500TS, G3100TS, G3200EZ, G3Z3500T, G3800, G3800AVS, GZ400, GZ4000

3/8"	.050"	12"	45E				PO12-50NR	PO12-50SR
		12"	47E					
		14"	52E				PO14-50NR	PO14-50SR
		16"	56E				PO16-50NR	PO16-50SR
		16"	58E					
		18"	62E				PO18-50NR	

G621AVS

3/8"	.050"	16"	60E			SEH16-50ER		
		18"	64E					
		18"	66E				SEH18-50ER	
		20"	70E				SEH20-50ER	
		24"	81E				SEH24-50ER	
		28"	92E				SEH28-50ER	

RELEX


R51AVB, R61AVB

3/8"	.058"	16"	60E	JO16-58ER	JO16-58			
		18"	68E	JO18-58ER	JO18-58			
		20"	72E	JO20-58ER	JO20-58			

REMINGTON

100, 200, 300, 400, 500, 812, 814, 816, 816AV, 840AV, 850AV

3/8"LP	.050"	10"	39E					M10-50SR
		12"	44E					M12-50SR
		14"	50E				M14-50NR	
		16"	56E				M16-50NR	



RYOBI

35B, CS36C, CS41, CSE3330, CSE385CB, HC31, HC36, HC41, HCS31, HCS36, CS-1530, CS-1535, CS-1540

3/8"LP	.050"	12"	44E					M12-50SR
		14"	50E				M14-50NR	
		16"	56E				M16-50NR	

CSE5145, CSE5650

.325"	.058"	16"	68E					
		18"	72E					
		20"	80E					

SABRE

SABRE31, 33, 205, 3350B, S35

3/8"LP	.050"	12"	44E				HX12-50NR	
		16"	60E				HX16-50NR	

SHARK

PL2, PL4

3/8"LP	.050"	12"	44E					M12-50SR
		14"	50E				M14-50NR	
		16"	56E				M16-50NR	

SHINDAIWA/SDK

A090B, A100C, A102, A103, A104P, A105B, A107, A110, A110P, A113, A113L, A113P, A117P, 140, A150B, 150E, 160, A180, 300S, 305, 340, 345, 346, 350, 355, 357, 360, EYB120, EYB150, EYB180, YB291, YB301, YB391, YB395, YB401YB491

3/8"LP	.050"	12"	45E			KPO12-50NR	PO12-50NR	PO12-50SR
		14"	52E			KPO14-50NR	PO14-50NR	PO14-50SR
		16"	56E			KPO16-50NR	PO16-50NR	PO16-50SR

360, 366, 377, 400, 415, 416, 420, 450, 451, 488, 500, 510, 560, 580, A180B, YB501, YB601, YB701, YB495, YB691, YB377

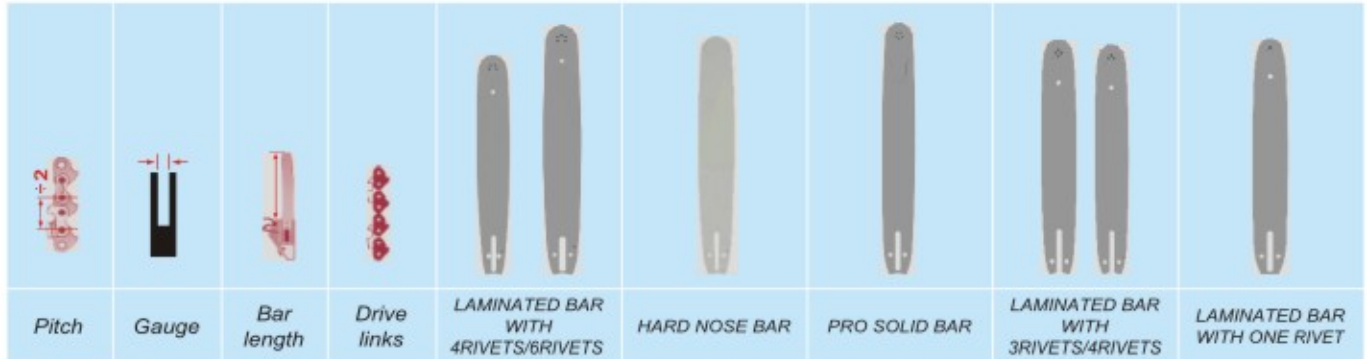
.325"	.050"	16"	66E	PO16-50EH				
		18"	72E	PO18-50EH				
.325"	.058"	13"	56E					
		15"	64E					
		16"	66E	PO16-58EH				
		18"	72E	PO18-58EH				

575, 577, 680, 695, 757, 757C, YB801, YB901, YB1091

3/8"	.058"	16"	60E	HV16-58ER	HV16-58	SHV16-58ER		
		17"	64E	HV17-58ER	HV17-58	SHV17-58ER		
		18"	68E		HV18-58	SHV18-58ER		
		20"	72E		HV20-58	SHV20-58ER		

90, 100, 110, 120, 140, 150ELECTRIC, 160ELECTRIC, 300, 300S

3/8"	.050"	12"	45E			PO12-50NR	PO12-50SR
		12"	47E				
		14"	52E			PO14-50NR	PO14-50SR
		16"	57E			PO16-50NR	PO16-50SR
		16"	58E				
		18"	62E				PO18-50SR



SHINGU

SP3200T, SP3200, SP3400

3/8"LP	.050"	12"	45E			KPO12-50NR	PO12-50NR	PO12-50SR
		14"	52E			KPO14-50NR	PO14-50NR	PO14-50SR
		16"	56E			KPO16-50NR	PO16-50NR	PO16-50SR

SP4000

.325"	.050"	16"	66E	POH16-50WH		SPOH16-50WH		
		18"	72E	POH18-50WH		SPOH18-50WH		

SKIL

1620U, 1634U, 1636U

3/8"LP	.050"	12"	45E			KPO12-50NR	PO12-50NR	PO12-50SR
		14"	52E			KPO14-50NR	PO14-50NR	PO14-50SR
		16"	56E			KPO16-50NR	PO16-50NR	PO16-50SR

SOLO

613

3/8"LP	.050"	12"	45E			KPO12-50NR	PO12-50NR	PO12-50SR
		14"	52E			KPO14-50NR	PO14-50NR	PO14-50SR
		16"	56E			KPO16-50NR	PO16-50NR	PO16-50SR

636

3/8"LP	.043"	14"	52E					
--------	-------	-----	-----	--	--	--	--	--

639, 641, 644, 650, 645, 647, 651, 654

.325"	.058"	13"	56E	POH13-58TH				
		14"	60E					
		15"	64E	POH15-58WH		SPOH15-58WH		
		16"	66E	POH16-58WH		SPOH16-58WH		
		18"	72E	POH18-58WH		SPOH18-58WH		

662, 667, 670, 680, 690, 694

3/8"	.058"	13"	52E	HV13-58ER	HV13-58	SHV13-58ER		
------	-------	-----	-----	-----------	---------	------------	--	--

662, 667, 670, 680, 690, 694

3/8"	.058"	15"	56E		HV15-58	SHV15-58ER		
		16"	60E	HV16-58ER	HV16-58	SHV16-58ER		
		17"	64E	HV17-58ER	HV17-58	SHV17-58ER		
		18"	68E	HV18-58ER	HV18-58	SHV18-58ER		
		20"	72E	HV20-58ER	HV20-58	SHV20-58ER		
		22"	76E			SHV22-58ER		
		24"	84E		HV24-58	SHV24-58ER		
		28"	92E		HV28-58	SHV28-58ER		

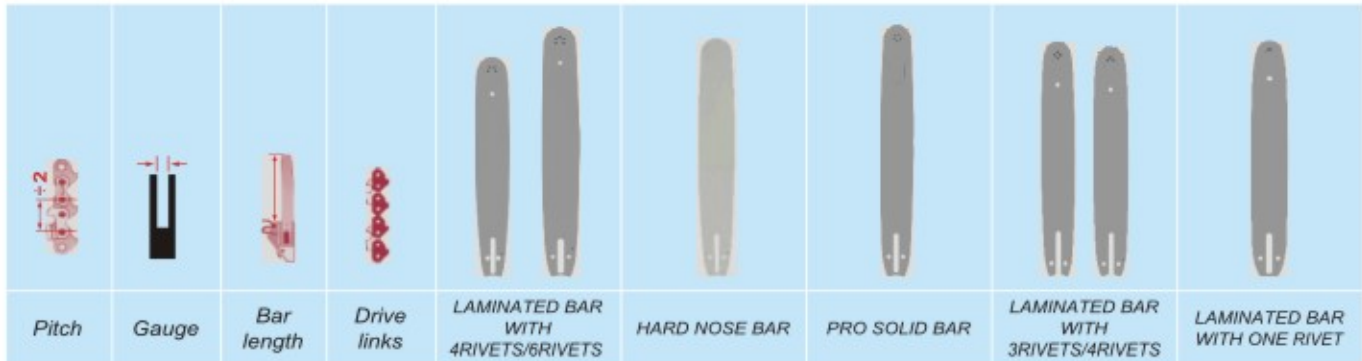
603, 609

.404"	.063"	24"	76E		HV24-63			
-------	-------	-----	-----	--	---------	--	--	--

STANLEY

CS04, CS07, CS23

3/8"LP	.050"	14"	52E					PO14-50SR
--------	-------	-----	-----	--	--	--	--	-----------



CS05, CS06

.325"	.058"	15"	64E	POH15-58WH				
-------	-------	-----	-----	------------	--	--	--	--

STEINMAX

CS300, CS360

3/8"LP	.050"	12"	44E					M12-50SR
		14"	50E				M14-50NR	
		16"	56E				M16-50NR	
3/8"LP	.050"	12"	45E			KPO12-50NR	PO12-50NR	PO12-50SR
		14"	52E			KPO14-50NR	PO14-50NR	PO14-50SR

STIHL

HT70, HT75, 017, 019T, MS190, E140, 023L, MS140, MS160, MS170, MSE180

3/8"LP	.043"	12"	44E					SW12-43SR
		14"	50E					SW14-43SR

009, 010, 011, 018, 019, 019T, 020, 020T, 021, 023, 025, E10, E14, E160, E180, MS200, MS200T, MS210, MS230, MS250, MS180

3/8"LP	.050"	12"	44E				SW12-50NR	SW12-50SR
		14"	50E				SW14-50NR	SW14-50SR
		16"	56E				SW16-50NR	SW16-50SR

024, 026, 028, MS240, MS260, MS270, MS280

.325"	.058"	13"	56E					
.325"	.063"	15"	62E	QR15-63WH		SQR15-63WH		
		16"	67E	QR16-63WH	QR16-63	SQR16-63WH		
		18"	74E	QR18-63WH	QR18-63			
		20"	81E	QR20-63WH	QR20-63			

029, 031, 032, 034, 036, 038, 039, 041, 042, 044, 045, 046, 048, 056, 064, 066, E15, E20, E220, MS290, MS310, MS390, MS340, MS360, MS440, MS460, MS640, MS660

3/8"	.063"	15"	56E	QR15-63ER		SQR15-63ER		
		16"	60E	QR16-63ER	QR16-63	SQR16-63ER		
		18"	66E	QR18-63ER	QR18-63	SQR18-63ER		
		20"	72E	QR20-63ER	QR20-63	SQR20-63ER		
		22"	77E			SQR22-63ER		
		24"	84E	QR24-63ER	QR24-63	SQR24-63ER		
		28"	91E			SQR28-63ER		
		36"	114E			SQR36-63ER		

070, 090

.404"	.063"	25"	84E		SLD25-63			
		30"	92E		SLD30-63			
		36"	104E		SLD36-63			


STIGA

930, 935, 1400

3/8"LP	.050"	12"	44E					PO12-50SR
		14"	50E				PO14-50NR	PO14-50SR

SP460, SP510

.325"	.058"	13"	56E	POH13-58TH				
		16"	66E	POH16-58WH				
		18"	72E	POH18-58WH			SPOH18-58WH	
		20"	78E	POH20-58WH				



SURPASS

SP501-36

3/8"	.050"	14"	52E				PO14-50NR
		16"	56E				PO16-50NR

SPS01-45

.325"	.058"	16"	66E	POH16-58WH			
		18"	72E				POH18-58TH

SPS01-50

.325"	.058"	20"	78E	POH20-58WH			
		22"	81E	POH22-58WH			

SPS01-52

.404"	.063"	22"	66E				POH22-63TQ
-------	-------	-----	-----	--	--	--	------------

TOPSUN(ZHONG JIAN)

YD-KU01-25

3/8"	.050"	12"	45E				PO12-50NR
------	-------	-----	-----	--	--	--	-----------

YD-KU01-36

3/8"	.050"	12"	45E				PO12-50NR
		14"	52E				PO14-50SR

YD-KU03-38

3/8"LP	.050"	14"	52E				PO14-50SR
		16"	56E				PO16-50SR

YD-KU04-38

3/8"LP	.050"	14"	52E				PO14-50SR
		16"	56E				PO16-50SR

YD-KU05-38(T3814)

3/8"LP	.050"	14"	52E				PO14-50SR
		16"	56E				PO16-50SR

YD-KU01-41(T4116)

3/8"LP	.050"	14"	52E				PO14-50SR
		16"	56E				PO16-50SR
		18"	64E				PO18-50SR

YD-KU01-45

.325"	.058"	16"	66E	POH16-58WH			
		18"	72E				POH18-58TH

YD-KU02-45


.325"	.058"	16"	66E	POH16-58WH			
		18"	72E				POH18-58TH

YD-KU03-45

.325"	.058"	16"	66E	POH16-58WH			
		18"	72E				POH18-58TH

YD-KU04-45(T4518)

.325"	.058"	16"	66E	POH16-58WH			
		18"	72E				POH18-58TH



YD-KU01-501(T5020)

Pitch	Gauge	Bar length	Drive links	LAMINATED BAR WITH 4RIVETS/6RIVETS	HARD NOSE BAR	PRO SOLID BAR	LAMINATED BAR WITH 3RIVETS/4RIVETS	LAMINATED BAR WITH ONE RIVET
.325"	.058"	16"	66E	POH16-58WH				
.325"	.058"	18"	72E				POH18-58TH	
.325"	.058"	20"	78E	POH20-58WH				

YD-KU01-62(T6224)

Pitch	Gauge	Bar length	Drive links	LAMINATED BAR WITH 4RIVETS/6RIVETS	HARD NOSE BAR	PRO SOLID BAR	LAMINATED BAR WITH 3RIVETS/4RIVETS	LAMINATED BAR WITH ONE RIVET
3/8"	.050"	20"	72E				SXE20-50ER	
		22"	76E				SXE22-50ER	
		24"	84E				SXE24-50ER	

TALON

AC2108, AC2109, AC2101, AC2105, AC2111, AC3100

Pitch	Gauge	Bar length	Drive links	LAMINATED BAR WITH 4RIVETS/6RIVETS	HARD NOSE BAR	PRO SOLID BAR	LAMINATED BAR WITH 3RIVETS/4RIVETS	LAMINATED BAR WITH ONE RIVET
3/8"	.050"	12"	45E					M12-50SR
		14"	52E				M14-50NR	
		16"	56E				M16-50NR	

AC3102

Pitch	Gauge	Bar length	Drive links	LAMINATED BAR WITH 4RIVETS/6RIVETS	HARD NOSE BAR	PRO SOLID BAR	LAMINATED BAR WITH 3RIVETS/4RIVETS	LAMINATED BAR WITH ONE RIVET
.325"	.050"	16"	66E	POH16-50WH				
		18"	72E	POH18-50WH		SPOH18-50WH		
		20"	78E	POH20-50WH				

***TAS, TANAKA

290, 300, ECS330, ECS350, ECS360, ECS320, ECS3301, ECS3351

Pitch	Gauge	Bar length	Drive links	LAMINATED BAR WITH 4RIVETS/6RIVETS	HARD NOSE BAR	PRO SOLID BAR	LAMINATED BAR WITH 3RIVETS/4RIVETS	LAMINATED BAR WITH ONE RIVET	
3/8"LP	.050"	12"	45E				KPO12-50NR	PO12-50NR	PO12-50SR
		14"	52E				KPO14-50NR	PO14-50NR	PO14-50SR
		16"	56E				KPO16-50NR	PO16-50NR	PO16-50SR

ECS4000, ECV-4501

Pitch	Gauge	Bar length	Drive links	LAMINATED BAR WITH 4RIVETS/6RIVETS	HARD NOSE BAR	PRO SOLID BAR	LAMINATED BAR WITH 3RIVETS/4RIVETS	LAMINATED BAR WITH ONE RIVET
.325"	.058"	13"	56E					
		15"	64E	PO15-58EH				
		16"	66E	PO16-58EH				
		18"	72E	PO18-58EH				

TOPSO

E500AV, E510AVB, E600AV, E601AV, E610AVB, E611AVB, E700AV, E710AVB

Pitch	Gauge	Bar length	Drive links	LAMINATED BAR WITH 4RIVETS/6RIVETS	HARD NOSE BAR	PRO SOLID BAR	LAMINATED BAR WITH 3RIVETS/4RIVETS	LAMINATED BAR WITH ONE RIVET
3/8"	.058"	16"	60E	JO16-58ER	JO16-58			
		18"	68E	JO18-58ER	JO18-58			
		20"	72E	JO20-58ER	JO20-58			

URAL

ALL MODELS

Pitch	Gauge	Bar length	Drive links	LAMINATED BAR WITH 4RIVETS/6RIVETS	HARD NOSE BAR	PRO SOLID BAR	LAMINATED BAR WITH 3RIVETS/4RIVETS	LAMINATED BAR WITH ONE RIVET
.404"	.063"	20"	64E	MA20-63TQ			SMA20-63TQ	

VAP

14F, 542, 68F

Pitch	Gauge	Bar length	Drive links	LAMINATED BAR WITH 4RIVETS/6RIVETS	HARD NOSE BAR	PRO SOLID BAR	LAMINATED BAR WITH 3RIVETS/4RIVETS	LAMINATED BAR WITH ONE RIVET
.325"	.058"	13"	56E	POH13-58TH				
		14"	60E					
		15"	64E	POH15-58WH		SPOH15-58WH		
		16"	66E	POH16-58WH		SPOH16-58WH		
.325"	.058"	18"	72E	POH18-58WH		SPOH18-58WH		
		20"	78E	POH20-58WH		SPOH20-58WH		

49, 50E, 549, 55, 553, 553S, 555, 570, 65F, 69E, 70, 72F, 72FS, 82F, 90F

Pitch	Gauge	Bar length	Drive links	LAMINATED BAR WITH 4RIVETS/6RIVETS	HARD NOSE BAR	PRO SOLID BAR	LAMINATED BAR WITH 3RIVETS/4RIVETS	LAMINATED BAR WITH ONE RIVET
3/8"	.058"	16"	60E	JO16-58ER	JO16-58			
		18"	68E	JO18-58ER	JO18-58			
		20"	72E	JO20-58ER	JO20-58			
		30"	98E					

<i>Pitch</i>	<i>Gauge</i>	<i>Bar length</i>	<i>Drive links</i>	LAMINATED BAR WITH 4RIVETS/6RIVETS	HARD NOSE BAR	PRO SOLID BAR	LAMINATED BAR WITH 3RIVETS/4RIVETS	LAMINATED BAR WITH ONE RIVET
.404"	.058"	18" 20"	62E 66E		JO18-58 JO20-58			

ZENOAH

GT250-10, GT310-12, GT310-14, G300T, G310TS, G320AVS, G3800AVS-14, G3800AVS-16, G250TS, G3100, G3800

3/8"LP	.050"	10"	40E					PO10-50SR
		12"	45E			KPO12-50NR	PO12-50NR	PO12-50SR
		14"	52E			KPO14-50NR	PO14-50NR	PO14-50SR
		16"	56E			KPO16-50NR	PO16-50NR	PO16-50SR

G380AVS

.325"	.058"	13"	56E					
		15"	64E	PO15-58EH				
		16"	66E	PO16-58EH				

G415AVS-16

.325"	.050"	15"	64E				PO15-50EH	
		18"	72E				PO18-50TH	

G410AVS, G455AVS, G500AVS, G38, G46, G415AVS,

.325"	.058"	13"	56E	POH13-58TH				
		14"	60E					
		15"	64E	POH15-58WH		SPOH15-58WH		
		16"	66E	POH16-58WH		SPOH16-58WH		
		18"	72E	POH18-58WH		SPOH18-58WH		
		20"	78E	POH20-58WH		SPOH20-58WH		

G561AVS

.325"	.058"	18"	72E					
-------	-------	-----	-----	--	--	--	--	--

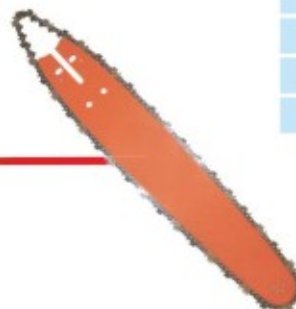
3/8"	.058"	18"	64E					
------	-------	-----	-----	--	--	--	--	--

LONGER and OREGON COMPARISON

LONGER	OREGON	LONGER	OREGON	LONGER	OREGON
PO12-50SR	120SDEA041	HV16-58NR	168SLHD009	SHV56-58ER	568RNDD009
PO14-50SR	140SDEA041	HV17-58NR	178SLHD009	SHV62-58ER	628RNDD009
PO16-50SR	160SDEA041	HV18-58NR	188SLHD009	SHV72-58ER	728RNDD009
PO12-50NR	120SPEA041	HV20-58NR	208SLHD009	SHV76-58ER	768RNDD009
PO14-50NR	140SPEA041	JO16-58ER	168SLHD024	SHV24-63TQ	243RNFD009
PO16-50NR	160SPEA041	JO18-58ER	188SLHD024	SQR15-63ER	153RNDD025
PO16-50EH	160SLGK041	JO20-58ER	208SLHD024	SQR16-63ER	163RNDD025
PO18-50EH	180SLGK041	SW12-50NR	120MLEA074	SQR18-63ER	183RNDD025
PO15-50TH	150MLBK041	SW14-50NR	140MLEA074	SQR16-63WH	163RNBD025
PO16-50TH	160MLBK041	SW16-50NR	160MLEA074	SQR18-63WH	183RNBD025
PO18-50TH	180MLBK041	SW12-43SR	124MLEA074	SQR20-63WH	203RNBD025
PO15-58TH	158SLBK041	SW14-43SR	144MLEA074	SQR22-63WH	223RNBD025
PO16-58TH	168SLBK041	SW12-50SR	120SDEA074	SQR25-63WH	253RNBD025
PO18-58EH	188SLGK041	SW14-50SR	140SDEA074	SQR28-63WH	283RNBD025
PO12-43SR	124MLEA041	SW16-50SR	160SDEA074	SQR36-63WH	363RNBD025
PO14-43SR	144MLEA041	QR15-63ER	153SLHD025	SQR52-63WH	523RNBD025
PO16-43SR	164MLEA041	QR16-63ER	163SLHD025	SQR56-63WH	563RNBD025
POH13-50TH	130MPBK095	QR18-63ER	183SLHD025	SQR72-63WH	723RNBD025
POH15-50TH	150MPBK095	QR20-63ER	203SLHD025	SQR76-63WH	763RNBD025
POH16-50TH	160MPBK095	QR15-63WH	153SLGD025	SMA20-63TQ	203RNFM015
POH18-50TH	180MPBK095	QR16-63WH	163SLGD025	POH14-58	148ATMK095
POH13-58TH	138SLBK095	QR18-63WH	183SLGD025	POH15-58	158ATMK095
POH16-58TH	168SLBK095	QR20-63WH	203SLGD025	POH16-58	168ATMK095
POH18-58TH	188SLBK095	MC14-50NR	140SPEA318	POH18-58	188ATMK095
POH20-58TH	208SLBK095	MC16-50NR	160SPEA318	POH20-58	208ATMK095
POH18-63TH	183MPBK095	MC12-50SR	120SDEA318	POH22-58	228ATMK095
POH20-63TH	203MPBK095	MC14-50SR	140SDEA318	POH24-58	248ATMK095
POH15-50WH	150SLGK095	MC16-50SR	160SDEA318	POH25-58	258ATMK095
POH16-50WH	160SLGK095	HX12-50NR	120GPEA061	POH30-58	308ATMK095
POH18-50WH	180SLGK095	HX14-50NR	140GPEA061	HV13-58	138ATMD009
POH20-50WH	200SLGK095	HX16-50NR	160GPEA061	HV15-58	158ATMD009
POH15-58WH	158SLGK095	HX12-50SR	120GDEA061	HV16-58	168ATMD009
POH16-58WH	168SLGK095	HX14-50SR	140GDEA061	HV18-58	188ATMD009
POH18-58WH	188SLGK095	HX16-50SR	160GDEA061	HV20-58	208ATMD009
POH20-58WH	208SLGK095	MA20-63TQ	203SLFM015	HV22-58	228ATMD009
POH22-58WH	228SLGK095	/	/	HV24-58	248ATMD009
POH15-58ER	158SLHK095	SPOH15-50WH	150RNBK095	HV28-58	288ATMD009
POH16-58ER	168SLHK095	SPOH16-50WH	160RNBK095	HV30-58	308ATMD009
POH18-58ER	188SLHK095	SPOH18-50WH	180RNBK095	HV36-58	368ATMD009
POH20-58ER	208SLHK095	SPOH20-50WH	200RNBK095	QR13-63	133ATMD025
POH18-58ERB	39450	SPOH16-58WH	168RNBK095	QR16-63	163ATMD025
POH14-50NR	140SPEK095	SPOH18-58WH	188RNBK095	QR18-63	183ATMD025
POH16-50NR	160SPEK095	SPOH20-58WH	208RNBK095	QR20-63	203ATMD025
POH18-50NR	180SPEK095	SPOH16-50ER	160RNDK095	QR25-63	253ATMD025
M10-50SR	100SDEA218	SPOH18-50ER	180RNDK095	QR28-63	283ATMD025
M12-50SR	120SDEA218	SPOH20-50ER	200RNDK095	QR30-63	303ATMD025
M12-50NR	120SPEA218	SHV13-58ER	138RNDD009	QR36-63	363ATMD025
M14-50NR	140SPEA218	SHV15-58ER	158RNDD009	SLD25-63	253ATLE099
M16-50NR	160SPEA218	SHV16-58ER	168RNDD009	SLD30-63	303ATLE099
M16-50NR	160SPEA218	SHV17-58ER	178RNDD009	SLD32-63	323ATLE099
M18-50NR	180SPEA218	SHV18-58ER	188RNDD009	SLD33-63	333ATLE099
EH16-50ER	160SLHD176	SHV20-58ER	208RNDD009	SLD36-63	363ATLE099
EH18-50ER	180SLHD176	SHV22-58ER	228RNDD009	SLD42-63	423ATLE099
EH20-50ER	200SLHD176	SHV30-58ER	308RNDD009	SLD57-63	573ATLE099
HV15-58NR	158SLHD009	SHV52-58ER	528RNDD009	SLD72-63	723ATLE099

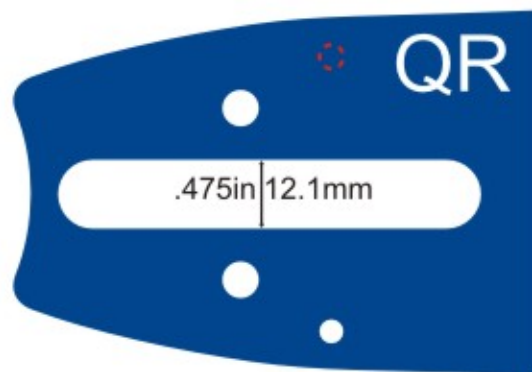
Harvest Bar Comparison List

LONGER	OREGON NO.	LONGER	OREGON NO.	LONGER	OREGON NO.
MM18-63TS	543HSFL104	MF23-80TN	672RHFL163	MM21-80NL	642HLFL104
MM19-63TS	593HSFL104	MF20-80NL	602HLFL149	MM19-80NR	592HLFL104
MM21-63TS	643HSFL104	MF25-80NL	752HLFL149	MM21-80NR	642HLFL104
MM25-63TS	753HSFL104	MF28-80NL	822HLFL149	MM18-80TN	542HSFL104
MM29-63TS	883HSFL104	MF20-80TN	602HSFL149	MM19-80TN	592HSFL104
LM18-63TS	543HSFN104	MF23-80TN	672HSFL149	MM21-80TN	642HSFL104
LM20-63TS	603HSFN104	MF25-80TN	752HSFL149	MM25-80TN	752HSFL104
LM21-63TS	643HSFN104	MF28-80TN	822HSFL149	MM18-80TS	542HSFL104
LM25-63TS	753HSFN104	MF23-80TS	672HSFL149	MM19-80TS	592HSFL104
SM16-63TS	483HSFM104	MF25-80TS	752HSFL149	MM21-80TS	642HSFL104
MN18-63TS	543HSFL114	MF28-80TS	822HSFL149	MM25-80TS	752HSFL104
MN19-63TS	593HSFL114	YF28-80NL	822HLFB149	MM29-80TS	882HSFL104
MN21-63TS	643HSFL114	YF20-80TN	602HSFB149	LM21-80NR	642HRFN104
MN25-63TS	753HSFL114	YF23-80TN	672HSFB149	LM18-80TN	542HSFN104
MN29-63TS	883HSFL114	YF25-80TN	752HSFB149	LM20-80TN	602HSFN104
MN30-63TS	903HSFL114	YF28-80TN	822HSFB149	LM21-80TN	642HSFN104
MV25-63TN	753HSFL205	YF20-80TS	602HSFB149	LM25-80TN	752HSFN104
MV30-63TN	903HSFL205	YF23-80TS	672HSFB149	LM18-80TS	542HSFN104
MV32-122TN	321SNCK205	YF25-80TS	752HSFB149	LM20-80TS	602HSFN104
MV37-122TN	371SNCK205	YF28-80TS	822HSFB149	LM21-80TS	642HSFN104
KE27-122TN	271SNCV127	YF30-80TS	902HSFB149	LM25-80TS	752HSFN104
KE33-122TN	331SNCV127	KF25-80NR	752HRFD149	LM25-80SR	752HRFN104
KE36-122TN	361SNCV127	KF28-80NR	822HRFD149	LM25-80SL	752HLFN104
HT34-122TN	341SNCT043	KF25-80TN	752HSFD149	LN25-80TS	752HSFN114
TR34-122TN	341SNCT133	KF28-80TN	822HSFD149	MN21-80TN	642HSFL114
TR34-122TS	341SNCT133	KF25-80TS	752HSFD149	MN25-80TN	752HSFL114
KCS58-122UE	CSI58122D	MV25-80TN	752HSFL205	MN29-80TN	882HSFL114
KCT58-122UE	581UEB9155	MV30-80TN	902HSFL205	MN30-80TN	902HSFL114
LS28-122TN	281SNCC159	MV25-80TS	752HSFL205	MN18-80TS	542HSFL114
		MV30-80TS	902HSFL205	MN19-80TS	592HSFL114
				MN21-80TS	642HSFL114
				MN25-80TS	752HSFL114
				MN29-80TS	882HSFL114
				MN30-80TS	902HSFL114
				XST24-80TN	732HSFM226
				XST24-80TS	732HSFM226



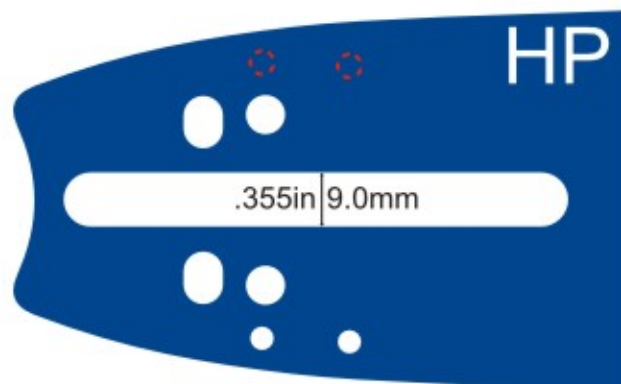
OREGON D025

STIHL; OLEO-MAC



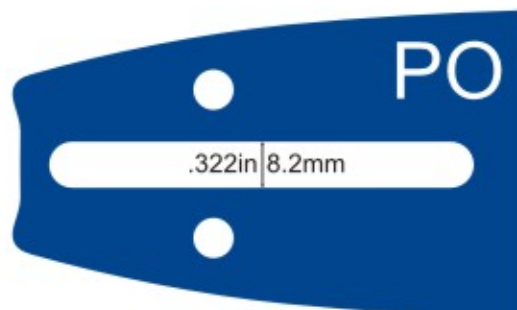
OREGON D005

HUSQVARNA; JONSERED;
PARTNER; POULAN; ZENOAH



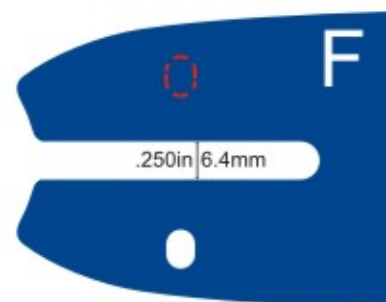
OREGON K041/OREGON A041


DOLMAR; HOMELITE; HUSQVARNA;
JOHN DEERE; JONSERED;
MAKITA; McCULLOCH;
POULAN/POULAN PRO;
REDMAX; SHINDAIWA



OREGON A064

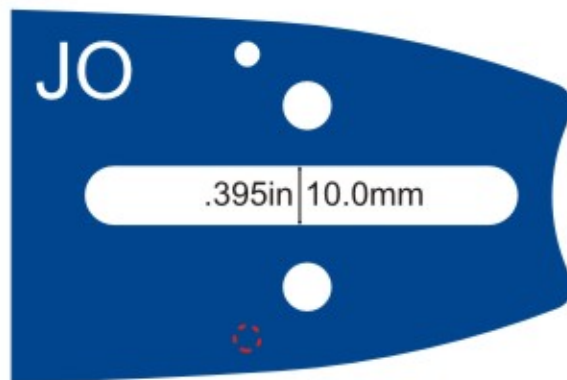
DANARML; DYNAMARK; EINHELL;
FRONTIER; HUSQVARNA; JOBU;
JONSERED; LOMBARD; PARTNER;
PIONEER; SKIL





OREGON D009

DOLMAR; HUSQVARNA;
JONSERED; MAKITA;
PARTNER;
SHINDAIWA; SOLO



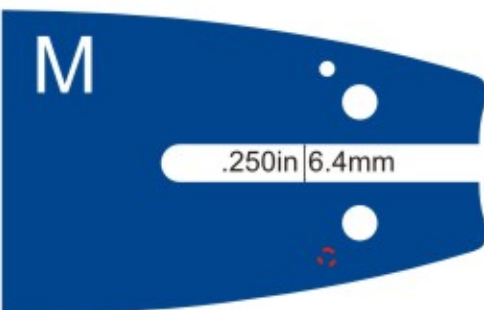
OREGON D024

JONSERED;
OLEO-MAC



OREGON K095/OREGON A095

DOLMAR; HOMELITE; HUSQVARNA;
JOHN DEERE; JONSERED;
MAKITA; McCULLOCH;
POULAN/POULAN PRO;
REDMAX; SHINDAIWA

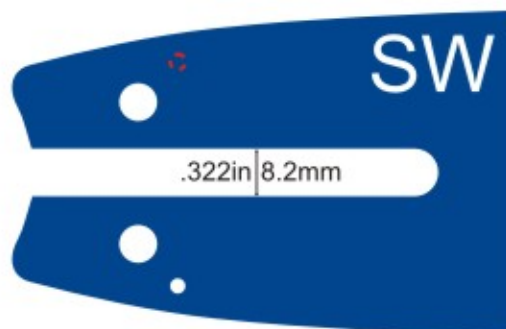


OREGON A218/OREGON A318

BLACK & DECKER;
POWER PRUNER/ECHO
POWER PRUNER; REDMAX POLESAWS

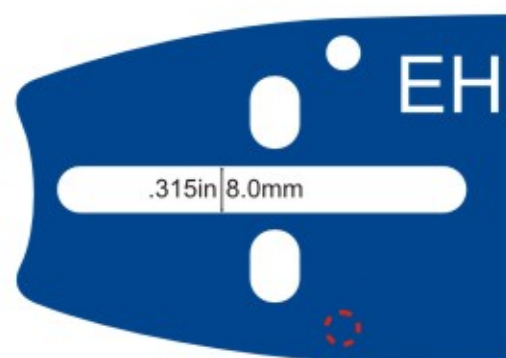
OREGON A074

ALPINA; CASTOR; GARDEN
METABO; OLEO-MAC; STIHL



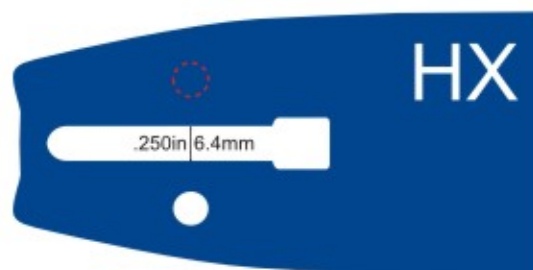
OREGON D176

ECHO; FAIRMONT; JOHN
DEERE; McCULLOCH; POULAN/POULAN
PRO; REDMAX; SKIL; TANAKA

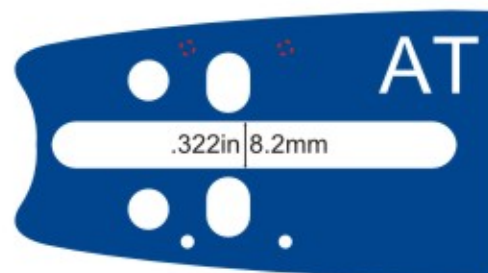


OREGON A061

HOMELITE



MULTI MOUNT




BAR NOSE



DESCRIPTION	
WS bar nose-1	WS bar nose-2
NAME OF COMMODITY	
WS375	WS404
PITCH TOOTH COUNT	
3/8"---11	.404"---10
GAUGE	
.050",.058",.063"	.050",.058",.063"



DESCRIPTION	
ST bar nose-1	
NAME OF COMMODITY	
ST375	
PITCH TOOTH COUNT	
3/8"---11	
GAUGE	
.050",.058",.063"	



DESCRIPTION		
OR bar nose-1	OR bar nose-2	OR bar nose-3
NAME OF COMMODITY		
OR375	OR325	OR404
PITCH TOOTH COUNT		
3/8"---11	.325"---12	.404"---10
GAUGE		
.050",.058",.063"	.050",.058",.063"	.050",.058",.063"




DESCRIPTION	
DLD bar nose-1	
NAME OF COMMODITY	
DLD38	
PITCH TOOTH COUNT	
3/8"---11	
GAUGE	
.050",.058",.063"	


BAR NOSE



DESCRIPTION
GB bar nose-1
NAME OF COMMODITY
GB375
PITCH TOOTH COUNT
3/8"---11
GAUGE
.050",.058", .063"



DESCRIPTION
SV bar nose-1
NAME OF COMMODITY
SV375
PITCH TOOTH COUNT
3/8"---9
GAUGE
.050",.058"




DESCRIPTION	
harvest bar nose-1	harvest bar nose-2
NAME OF COMMODITY	
QR404-063E	QR404-080E
PITCH TOOTH COUNT	
.063---11	.080---11
GAUGE	
.063"	.080"



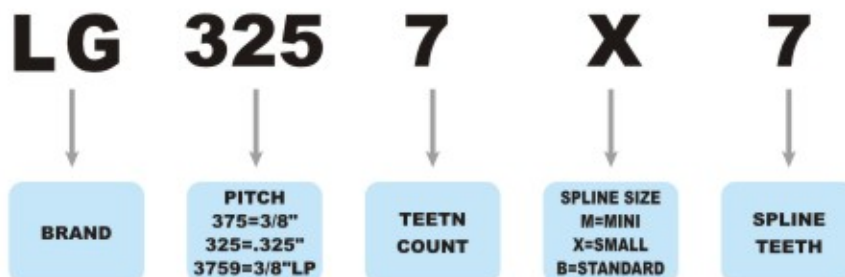
DESCRIPTION
HARVEST BAR NOSE
NAME OF COMMODITY
QR750-122N
PITCH TOOTH COUNT
.122---7
GAUGE
.122"

LONGER REPLACEMENT RIMS

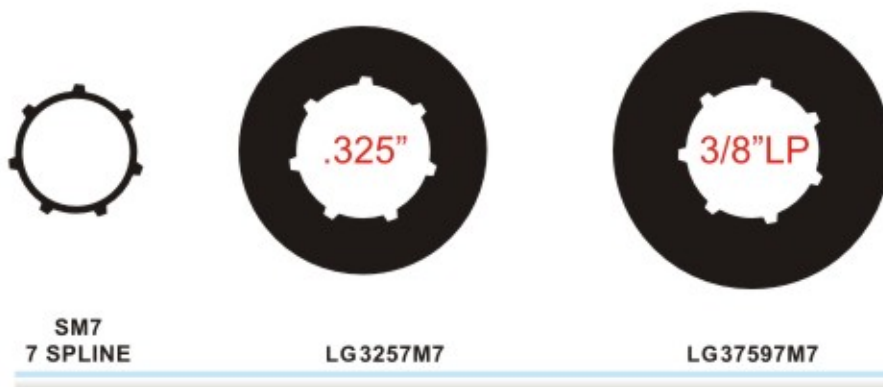
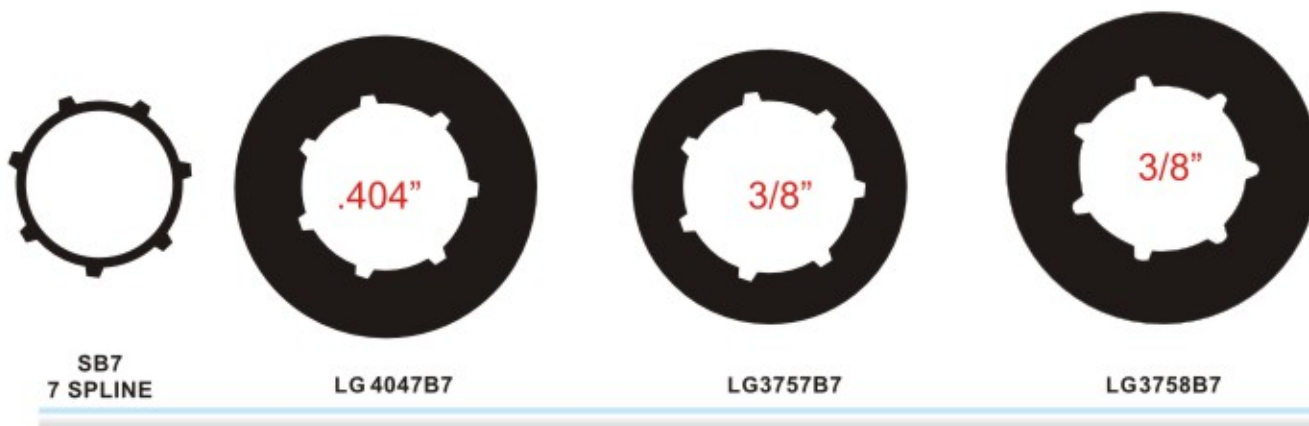
LG Replacement Rims are preferred by professional chainsaw operators for their long wear life and excellent performance. Saw chain is aligned perfectly with the bar groove using a floating rim that slides on a spline hub. The standard multiple for purchasing LONGER Rims is in packages of 10pcs.



Instruction of Rim's Part No



PART NUMBER	OREGON NUMBER	GB NUMBER	SPLINE	PITCH	TEETH
LG3757B7	68210	GBA7L7	STANDARD 7	3/8"	7
LG4047B7	22270	GBB7L7	STANDARD 7	.404"	7
LG3757X7	18720	GBA7S7	SMALL	3/8"	7
LG3257X7	11892	GBJ7S7	SMALL	.325"	7
LG3257M7		GBJ7M7	MINI	.325"	7
LG37597M7		GBA7M7	MINI	3/8"LP	7
LG3258X7	11891	GBJ8S7	SMALL	.325"	8
LG3758B7	22273	GBA8L7	STANDARD 7	3/8"	8
LG2509X7		GBK9S7	SMALL	1/4"	9





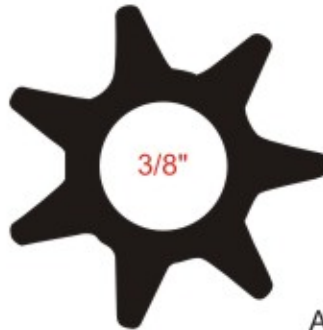
R6N
3/8"LP 6T

For commercial and professional users

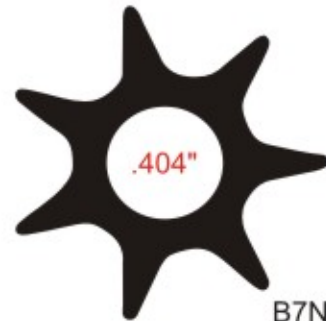
Available to fit professional-type chains
in .325", 3/8" and .404" pitch.



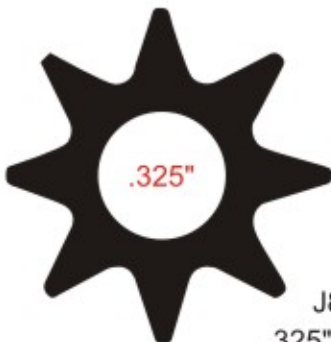
J7N
.325" 7T



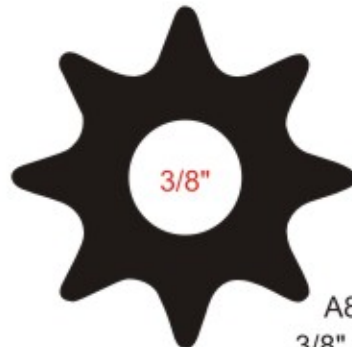
A7N
3/8" 7T



B7N
.404" 7T



J8N
.325" 8T



A8N
3/8" 8T



K8N
1/4" 8T



Description: PO531LC-A7X -"X" means without bearing

Chainsaw Maker & Model	Pitch	Teeth	Bearing supplide	Sprocket Part/NO.	Spline	Rim	Centre Drive NO.	Bearing Part/NO.
ALPINA								
330, 35, 380, 40	3/8"LP	6	Yes	AL602-R6N				B66
340	.325"	7	Yes	HU405-J7N	SX7	LG3257X7	HU405SC-J7N	B78
	.325"	8	Yes	HU405-J8N	SX7	LG3258X7	HU405SC-J8N	B78
400, 500	.325"	7	Yes		SX7	LG3257X7	AL601SC-J7N	101413
450	.325"	7	/	AL605-J7X				
A40E, A40Y, P40, P41, P45	.325"	8	Yes		SX7	LG3258X7	HU411SC-J8N	081008
	.325"	7	Yes	HU411-J7N	SX7	LG3257X7	HU411SC-J7N	081008
	3/8"	7	Yes		SX7	LG3757X7	HU411SC-A7N	081008
P360, P390, 370, P34	3/8"LP	6	Yes	AL603-R6N				101410
DOLMAR								
100, 102, 33, 340, 341, 342, 344, 400, 401, 410, 411, 34	.325"	7	Yes	DO157-J7N				101412
	3/8"LP	6	Yes	DO157-R6N				101412
	3/8"LP	7	Yes	DO157-R7N				101412
101	1/4"	8	Yes	PO529-K8N				58000
	3/8"LP	6	Yes	PO529-R6N				58000
104	1/4"	9	Yes		SX7	LG2509X7	PO530SC-K90	C1418-1
109, 110, 111, 115	.325"	8	Yes		SX7	LG3258X7	DO162SC-J8N	121513
	3/8"	7	Yes		SX7	LG3757X7	DO162SC-A7N	121513
112, 113, 114, 116, 117, 119, 120, 120SUPER	.325"	8	Yes	DO158-J8N				141815
	3/8"	7	Yes	DO158-A7N	SB7	LG3757B7	DO158LC-A7N	141815
	3/8"	8	Yes	DO158-A8N	SB7	LG3758B7	DO158LC-A8N	141815
116, 144CC, CC, CX, SUPERCC	.404"	7	Yes		SB7	LG4047B7	DO153LC-B7N	141815
	.404"	8	Yes	DO153-B8N				141815
	3/8"	8	Yes	DO153-A8N	SB7	LG3758B7	DO153LC-A8N	141815
122, 122SL, 123, 133, 143, CA, CA113	.404"	7	Yes	DO151-B7N	SB7	LG4047B7	DO151LC-B7N	151813
	3/8"	7	Yes	DO151-A7N	SB7	LG3757B7	DO151LC-A7N	151813
	3/8"	8	Yes	DO151-A8N	SB7	LG3758B7	DO151LC-A8N	151813
152, 153, 166,	.404"	7	Yes	DO160-B7N	SB7	LG4047B7	DO160LC-B7N	151817
	3/8"	8	Yes	DO160-A8N				151817
290E	.325"	7	Yes	FR181-J7N				101310
	1/4"	8	Yes	FR181-K8N				101310
	3/8"LP	6	Yes	FR181-R6N				101310
600, 064, 006, 800	.404"	7	/		SB7	4047B7	DO164LC-B7X	
	3/8"	7	/		SB7	3757B7	DO164LC-A7X	
ECHO								
C100, CS100	.404"	7	Yes	EC200-B7N				151917
CS1001, CS900	.404"	7	Yes	EC218-B7N	SB7	4047B7	EC218LC-B7N	141813

Chainsaw Maker & Model	Pitch	Teeth	Bearing supplide	Sprocket Part/NO.	Spline	Rim	Centre Drive NO.	Bearing Part/NO.
CS1100, CS1200	.404"	7	Yes	EC219-B7N				151917
CS1201	.404"	7	Yes	ST322-B7N	SB7	LG4047B7	ST322LC-B7N	151822
CS280, CS280E, CS290, CS300, CS328	1/4"	9	Yes		SX7	LG2509X7	EC201SC-K9N	081110
	1/4"	8	Yes	EC201-K8N				081110
	3/8"	7	Yes		SX7	LG3757X7	EC201SC-A7N	081110
	3/8"LP	6	Yes	EC201-R6N				081110
CS3000, CS3400, CS3450, CS3500, CS340, CS341, CS346	1/4"	9	Yes		SX7	LG2509X7	EC202SC-K9N	101312
	1/4"	8	Yes	EC202-K8N				101312
	3/8"	7	Yes		SX7	LG3757X7	EC202SC-A7N	101312
	3/8"LP	6	Yes	EC202-R6N				101312
CS301	3/8"	7	Yes		SX7	LG3757X7	EC203SC-A7N	101310
	3/8"LP	6	Yes	EC203-R6N				101310
CS302, CS315, CS330, CS351, CS360	.325"	7	Yes		SX7	LG3257X7	EC204SC-J7N	081110
	1/4"	8	Yes	EC204-K8N				081110
	3/8"	7	Yes		SX7	LG3757X7	EC204SC-A7N	081110
	3/8"LP	6	Yes	EC204-R6N				081110
CS3600, CS3900, CS4510, CS400, CS4100, CS4200, CS440, CS4400, CS4500, CS3700	.325"	7	Yes	EC206-J7N	SX7	LG3257X7	EC206SC-J7N	101410
	3/8"	7	Yes	EC206-A7N				101410
CS4000, CS4010, CS5000, CS5200, CS4500, CS4600, CS5500, CS4610	.325"	7	Yes	EC220-J7N	SX7	LG3257X7	EC220SC-J7N	121510
CS550, CS610, CS510, CS451, CS451VL, CS452, CS500, CS550, CS600EVL, TWIN, CS650, CS660, FARMA	.325"	7	Yes	EC208-J7N	SX7	LG3257X7	EC208SC-J7N	101413
	.404"	7	Yes	EC208-B7N				101413
	3/8"	7	Yes	EC208-A7N	SX7	LG3757X7	EC208SC-A7N	101413
CS60, CS60S	3/8"	7	Yes	EC212-A7N	SB7	LG3757B7	EC212LC-A7N	141713
CS601, CS601VL	3/8"	7	/	EC210-A7X				
CS602VL, CS702VL, CS750VL	.404"	7	Yes	EC215-B7N	SB7	LG4047B7	EC215LC-B7N	101413
	3/8"	7	Yes	EC215-A7N	SB7	LG3757B7	EC215LC-A7N	101413
CS6700, CS6701, CS6702	3/8"	7	Yes	EC221-A7N	SB7	LG3757B7	EC221LC-A7N	121812
CS701, CS701SVL	3/8"	7	/	EC213-A7X				
CS8000, CS8001	3/8"	7	/	EC222-A7X				
FRONTIER								
F3335, F35VIP, FB35, MARK 1, MARK11, VIP	.325"	7	Yes	FR181-J7N				101310
	1/4"	8	Yes	FR181-K8N				101310
	3/8"LP	6	Yes	FR181-R6N				101310
HOMELITE								
*350, *350HG, *350SL, units with S clutch, 150AO, EZ, EZ-250AO, EZAO, SEZ-AO, VI-123, XL-101	3/8"	7	Yes	HO112-A7N	SB7	LG3757B7	HO112LC-A7N	101208
*350, *350HG, units with 3"clutch & 5/8"shaft, units with shoe clutch, 330, 360, 410, VI123, VI125, XL100, XL102, XL103, XL104, XL112, XL114, XL122, XL123, XL76	3/8"	7	Yes	HO118-A7N	SB7	LG3757B7	HO118LC-A7N	101208
101, 150, AUTO, 245, EZ, MINI, EZ, SUPER EZ 200, SUPER EZ240, XL1	.325"	8	Yes	HO110-J8N				B68
	3/8"LP	6	Yes	HO110-R6N				B68
1020, 1050, 2000, 2100	.404"	8	Yes	HO109-B8N	SB7	LG4048B7	HO109LC-B8N	132110

Chainsaw Maker & Model	Pitch	Teeth	Bearing supplide	Sprocket Part/NO.	Spline	Rim	Centre Drive NO.	Bearing Part/NO.
180, 190, 192, 200, 5240, SLX, MINI AO, SUPER 2, VI SUPER 2, XL-101, XL, XL2, XLMINI	3/8"LP	6	Yes	HO100-R6N				B68
250, 252, CS40	.325"	8	Yes	HO124-J8N				091108
27AV, 4150, 4550, 4100, 4500, Timberman	.325"	7	Yes	HO122-J7N				B57
	3/8"LP	6	Yes	HO122-R6N				B57
290, 340	.325"	7	Yes		SX7	LG3257X7	SO351SC-J7N	121510
	.325"	8	Yes	SO351-J8N	SX7	LG3258X7	SO351SC-J8N	121510
	3/8"	7	Yes	SO351-A7N	SX7	LG3757X7	SO351SC-A7N	121510
3300, 3350, 3800, 3850, 3316, 23, 25	.325"	7	Yes	HO121-J7N	SX7	LG3257X7	HO121SC-J7N	B57
	3/8"	7	Yes		SX7	LG3757X7	HO121SC-A7N	B57
	3/8"LP	6	Yes	HO121-R6N				B57
350, 360, 380	3/8"	7	Yes	HO111-A7N				101208
450, 550, 923, SUPERXL, SXL952, VI944, VI955, XL-12, AFTER SERIAL#1735838, XL400, XL500, XL800, XLAO	.404"	7	Yes	HO113-B7N	SB7	LG4047B7	HO113LC-B7N	101208
	3/8"	7	Yes	HO113-A7N	SB7	LG3757B7	HO113LC-A7N	101208
	3/8"	8	Yes	HO113-A8N	SB7	LG3758B7	HO113LC-A8N	101208
600, 650, 700D, 707D, 755D, 770D, C5, C51, C7, C71, C72, C9, C91, EZ6, XP1000, XP1020, XP1100, ZIP	.404"	7	Yes	HO108-B7N	SB7	LG4047B7	HO108LC-B7N	B910
	3/8"	7	Yes	HO108-A7N	SB7	LG3757B7	HO108LC-A7N	B910
750	.404"	7	Yes	HO120-B7N				101208
WI266(spur only)	.404"	7	Yes	HO108-B7N	SB7	LG4047B7	HO108LC-B7N	B910
	3/8"	7	Yes	HO108-A7N	SB7	LG3757B7	HO108LC-A7N	B910
XL100, XL102, XL103, XL104, XL113, 410, XX122, XX123, 3"clutch & 9/16"shaft	.404"	7	Yes	HO106-B7N				091108
	3/8"	7	Yes	HO106-A7N				091108
XL103, XL104, XL112, XL114, XL122, 2 5/8"clutch & 9/16"shaft	.325"	8	Yes	HO116-J8N				091108
	3/8"	7	Yes	HO116-A7N				091108
XL-12 BEFORE SERIAL #1735838	.404"	7	Yes	HO102-B7N				B88
	3/8"	7	Yes	HO102-A7N	SB7	LG3757B7	HO102LC-A7N	B88
HUSQVARNA								
1100, 181, 185, 2100, 2101, 281, 285, 288, 298, 394, 394XP, 395, 395XP	.404"	7	Yes	HU406-B7N	SB7	LG4047B7	HU406LC-B7N	091110
	3/8"	7	Yes	HU406-A7N	SB7	LG3757B7	HU406LC-A7N	091110
	3/8"	8	Yes	HU406-A8N	SB7	LG3758B7	HU406LC-A8N	091110
133, 234, 238, 242(BEFORE SERIAL #3441001), 42	.325"	7	Yes	HU408-J7N	SX7	LG3257X7	HU408SC-J7N	B78
136, 141, 36, 41	.325"	7	Yes	PA475-J7N	SX7	LG3257X7	PA475SC-J7N	101310
	1/4"	9	Yes		SX7	LG2509X7	PA475SC-K9N	101310
	3/8"	7	Yes	PA475-A7N	SX7	LG3757X7	PA475SC-A7N	101412
	3/8"LP	6	Yes	PA475-R6N				101412
140, 240P, 340, 344, 40P, 44, 444, 39	.325"	7	Yes	HU405-J7N	SX7	LG3257X7	HU405SC-J7N	B78
	.325"	8	Yes	HU405-J8N	SX7	LG3258X7	HU405SC-J8N	B78
154, 254, 257, 262, 50, 51, 55	.325"	8	Yes		SX7	LG3258X7	HU411SC-J8N	081008
	.325"	7	Yes	HU411-J7N	SX7	LG3257X7	HU411SC-J7N	081008
	3/8"	7	Yes		SX7	LG3757X7	HU411SC-A7N	081008
160, 163, 180, 260, 263, 280, 380, 480, 77	.404"	7	Yes	HU402-B7N	SB7	LG4047B7	HU402LC-B7N	B810
	3/8"	7	Yes	HU402-A7N	SB7	LG3757B7	HU402LC-A7N	B810
	3/8"	8	Yes	HU402-A8N	SB7	LG3758B7	HU402LC-A8N	B810
162, 222, 266, 268, 272, 61, 66, RANCHER 61	.404"	7	Yes	HU400-B7N	SB7	LG4047B7	HU400LC-B7N	89502
	3/8"	7	Yes	HU400-A7N	SB7	LG3757B7	HU400LC-A7N	89502
	3/8"	8	Yes	HU400-A8N	SB7	LG3758B7	HU400LC-A8N	89502

Chainsaw Maker & Model	Pitch	Teeth	Bearing supplide	Sprocket Part/NO.	Spline	Rim	Centre Drive NO.	Bearing Part/NO.
242(AFTER SERIAL#3441001), 42	.325"	7	Yes	HU412-J7N	SX7	LG3257X7	HU412SC-J7N	B78
246, 335	.325"	7	Yes	HU409-J7N				101414
	3/8"LP	6	Yes	HU409-R6N				101414
254(AFTER SERIAL#3450001), 257(AFTER SERIAL#3140001), 262(AFTER SERIAL#3450001)	.325"	8	Yes		SX7	LG3258X7	HU413SC-J8N	081008
	.325"	7	Yes	HU413-J7N	SX7	LG3257X7	HU413SC-J7N	081008
	3/8"	7	Yes		SX7	LG3757X7	HU413SC-A7N	081008
3120, JUNGLE3120	.404"	7	Yes		SB7	LG4047B7	HU416LC-B7N	091110
	3/8"	7	Yes		SB7	LG3757B7	HU416LC-A7N	091110
33, 34, 35, 37, 38	.325"	7	Yes	FR181-J7N				101310
	1/4"	8	Yes	FR181-K8N				101310
	3/8"LP	6	Yes	FR181-R6N				101310
350, 351, 345, 340, 346XP, 346, 353, 357, 359, 359EP, 355	.325"	7	Yes	HU414-J7N	SX7	LG3257X7	HU414SC-J7N	081008
	3/8"	7	Yes		SX7	LG3757X7	HU414SC-A7N	081008
365, 371, 372	3/8"	7	Yes	JO265-A7N	SB7	LG3757B7	JO265LC-A7N	121613
40, 45, 49	.325"	7	Yes	HU407-J7N	SX7	LG3257X7	HU407SC-J7N	081008
	1/4"	9	Yes		SX7	LG2509X7	HU407SC-K9N	081008
	1/4"	8	Yes	HU407-K8N				081008
50, 51, 154, 254, 262, 55, 257, 55RANCHER	.325"	8	Yes		SX7	LG3258X7	HU411SC-J8N	081008
	.325"	7	Yes	HU411-J7N	SX7	LG3257X7	HU411SC-J7N	081008
	3/8"	7	Yes		SX7	LG3757X7	HU411SC-A7N	081008
JOHN DEERE								
CS36, CS40	3/8"LP	6	Yes	OL558-R6N				101313
CS46, CS52	.325"	7	Yes	OL554-J7N	SX7	LG3257X7	OL554SC-J7N	121513
	3/8"	7	Yes	OL554-A7N				121513
CS56, CS62	.325"	8	Yes		SX7	LG3258X7	HU413SC-J8N	081008
	.325"	7	Yes	HU413-J7N	SX7	LG3257X7	HU413SC-J7N	081008
	3/8"	7	Yes		SX7	LG3757X7	HU413SC-A7N	081008
CS71, CS81	.404"	7	Yes		SB7	LG4047B7	OL556LC-B7N	151618
	3/8"	7	Yes		SB7	LG3757B7	OL556LC-A7N	151618
JONSERED								
NEEDS SPACER, 2063, 2065, 2071*, 2165	3/8"	7	Yes	JO265-A7N	SB7	LG3757B7	JO265LC-A7N	121613
110, 111S	.404"	7	Yes		SB7	LG4047B7	JO259LC-B7N	141912
	.404"	8	Yes	JO259-B8N				141912
	3/8"	8	Yes	JO259-A8N	SB7	LG3758B7	JO259LC-A8N	141912
2033	3/8"LP	6	Yes	TA284-R6N				101310
2036, 2040, 2035	.325"	7	Yes	PA475-J7N	SX7	LG3257X7	PA475SC-J7N	101310
	1/4"	9	Yes		SX7	LG2509X7	PA475SC-K9N	101310
	3/8"	7	Yes	PA475-A7N	SX7	LG3757X7	PA475SC-A7N	101412
	3/8"LP	6	Yes	PA475-R6N				101412
2041, 2045, 2050, 2063, 2141, 2145, 2149, 2150	.325"	7	Yes	HU414-J7N	SX7	LG3257X7	HU414SC-J7N	081008
	3/8"	7	Yes		SX7	LG3757X7	HU414SC-A7N	081008
2044, 2051, 2054, 2055, 450, 455, 510, 520, 525, 535, 540	.325"	7	Yes	JO260-J7N	SX7	LG3257X7	JO260SC-J7N	121613
	.325"	8	Yes	JO260J8N	SX7	LG3258X7	JO260SC-J8N	121613
	3/8"	7	Yes	JO260-A7N	SX7	LG3757X7	JO260SC-A7N	121613
2077, 2083	3/8"	7	Yes	JO264-A7N	SB7	LG3757B7	JO264LC-A7N	131613

Chainsaw Maker & Model	Pitch	Teeth	Bearing supplide	Sprocket Part/NO.	Spline	Rim	Centre Drive NO.	Bearing Part/NO.
2094	3/8"	7	Yes	JO266-A7N	SB7	LG3757B7	JO266LC-A7N	091110
2094, 2095TURBO	3/8"	7	Yes		SB7	LG3757B7	JO262LC-A7N	091110
36, 361, 365, 370, 380	.325"	7	Yes	FR181-J7N				101310
	1/4"	8	Yes	FR181-K8N				101310
	3/8"LP	6	Yes	FR181-R6N				101310
410, 420, 425, 435	.325"	7	Yes	JO251-J7N	SX7	LG3257X7	JO251SC-J7N	081008
	.325"	8	Yes	JO251-J8N	SX7	LG3258X7	JO251SC-J8N	081008
45, 451, 452, 49, 50, 51, 52, 521	.325"	7	Yes	JO253-J7N	SX7	LG3257X7	JO253SC-J7N	081008
	.325"	8	Yes	JO253-J8N	SX7	LG3258X7	JO253SC-J8N	081008
	3/8"	7	Yes	JO253-A7N	SX7	LG3757X7	JO253SC-A7N	081008
490, 590	.325"	8	Yes		SX7	LG3258X7	HU411SC-J8N	081008
	.325"	7	Yes	HU411-J7N	SX7	LG3257X7	HU411SC-J7N	081008
	3/8"	7	Yes		SX7	LG3757X7	HU411SC-A7N	081008
60, 601, 62, 621, 66, 70	3/8"	8	/	JO265-A8X				
625, 630, 630SUPER, 630, WESTCOAST, 670	.404"	7	Yes	HU400-B7N	SB7	LG4047B7	HU400LC-B7N	89502
	3/8"	7	Yes	HU400-A7N	SB7	LG3757B7	HU400LC-A7N	89502
	3/8"	8	Yes	HU400-A8N	SB7	LG3758B7	HU400LC-A8N	89502
75, 751, 80, 801, 81, 820, 830, 90, 910, 920, 930	.404"	8	Yes	JO257-B8N	SB7	LG4048B7	JO257LC-B8N	151917
	3/8"	7	Yes		SB7	LG3757B7	JO257LC-A7N	151917
	3/8"	8	Yes	JO257-A8N	SB7	LG3758B7	JO257LC-A8N	151917
MAKITA								
DCS34, DCS341, DCS401, DCS4300, DCS340, DCS5210, DCS5200I	.325"	7	Yes	DO157-J7N				101412
	3/8"LP	6	Yes	DO157-R6N				101412
	3/8"LP	7	Yes	DO157-R7N				101412
DCS5200	.325"	8	Yes		SX7	LG3258X7	DO162SC-J8N	121513
	3/8"	7	Yes		SX7	LG3757X7	DO162SC-A7N	121513
DCS6000I, DCS6800	.404"	7	/		SB7	LG4047B7	DO164LC-B7X	
	3/8"	7	/		SB7	LG3757B7	DO164LC-A7X	
Mc CULLOCH								
610, 650, 850, CP-60, CP-70, CP-80, MAC1-10 through10-10, PM-55, PM-60, 655, 700, 805, SP-60, 155, 165M, 365, 375, 515, 610, 855, TIMBER BEAR, 605, 3516	.404"	7	Yes	MC443-B7N	SB7	LG4047B7	MC443LC-B7N	081008
	3/8"	7	Yes	MC443-A7N	SB7	LG3757B7	MC443LC-A7N	081008
1.70-1.76, 200, 250, 380, 450, 550, 740, 795, CP125, D44, S550, S797,	.404"	7	Yes	MC441-B7N	SB7	LG4047B7	MC441LC-B7N	B910
120, 2000-2016, 2316, 2318, 3000, 3200, 3210-3216, 3505, 3805, 3818, 365, ALL MINI MAC MODELS, EAGERBEAVER, MAC110-140, MAC6, MM-3AS, PM480, PM6A, POWER MAC 310-340, PROMAC 3250, SUPER PRO 40, TITAN35-40	1/4"	8	Yes	MC446-K8N				101412
	3/8"LP	6	Yes	MC446-R6N				101412
50, 57, 57 TITAN, 50, 70, DOUBLE EAGLE	.325"	8	Yes	MC450-J8N	SX7	LG3258X7	MC450SC-J8N	081008
	3/8"	7	Yes	MC450-A7N				081008
PM350, PM4000	.325"	7	Yes	MC451-J7N				101412
PM36, 40	.325"	7	Yes	MC453-J7N				101412

Chainsaw Maker & Model	Pitch	Teeth	Bearing supplide	Sprocket Part/NO.	Spline	Rim	Centre Drive NO.	Bearing Part/NO.
PM36, 40	.325"	8	Yes	MC453-J8N				101412
PM46	.325"	8	/	MC452-J8X				
PROMAC 4700, PM5000	.325"	8	/	MC444-J8X				
PROMAC 6800	.325"	8	Yes	DO158-J8N				141815
	3/8"	7	Yes	DO158-A7N	SB7	LG3757B7	DO158LC-A7N	141815
	3/8"	8	Yes	DO158-A8N	SB7	LG3758B7	DO158LC-A8N	141815
SP105, SP125	.404"	7	Yes	MC445-B7N				B910

OLEO MAC & OLYMPYK

233, 234, 240, 241, 244, 335, 340	.325"	7	/	OL551-J7X				
	3/8"LP	6	/	OL551-R6X				
250, 251, 350(before 1988), 355, 50A, BLITZ, SUPER 250, 252, 254	.325"	8	/	OL552-J8X				
	3/8"	7	/	OL552-A7X				
260, 261, 271, 272, 280, 281, 284, 400, 460, 461, 480, 481, 482	.404"	8	Yes	JO257-B8N	SB7	LG4048B7	JO257LC-B8N	151917
	3/8"	7	Yes		SB7	LG3757B7	JO257LC-A7N	151917
	3/8"	8	Yes	JO257-A8N	SB7	LG3758B7	JO257LC-A8N	151917
264 DELUXE, 350 AGRISTAR	3/8"	7	Yes	OL553-A7N	SB7	LG3757B7	OL553LC-A7N	101413
931, 932	3/8"LP	6	/	RM551-R6N				
936, 940	3/8"LP	6	Yes	OL558-R6N				101313
938,941, 942, 944, 945, 946, 947, 950, 951, 952, 956	.325"	7	Yes	OL554-J7N	SX7	LG3257X7	OL554SC-J7N	121513
	3/8"	7	Yes	OL554-A7N				121513
956, 962	.325"	8	Yes		SX7	LG3258X7	HU413SC-J8N	081008
	.325"	7	Yes	HU413-J7N	SX7	LG3257X7	HU413SC-J7N	081008
	3/8"	7	Yes		SX7	LG3757X7	HU413SC-A7N	081008
962	.325"	8	Yes		SX7	LG3258X7	HU413SC-J8N	081008
	.325"	7	Yes	HU413-J7N	SX7	LG3257X7	HU413SC-J7N	081008
	3/8"	7	Yes		SX7	LG3757X7	HU413SC-A7N	081008
970, 971, 980, 981	.404"	7	Yes		SB7	LG4047B7	OL556LC-B7N	151816
	3/8"	7	Yes		SB7	LG3757B7	OL556LC-A7N	151816
999F	.404"	7	Yes	ST323-B7N	SB7	LG4047B7	ST323LC-B7N	141815
	3/8"	7	Yes	ST323-A7N	SB7	LG3757B7	ST323LC-A7N	141815
	3/8"	8	Yes	ST323-A8N	SB7	LG3758B7	ST323LC-A8N	141815
HANDY 30-35	1/4"	8	Yes	OL555-K8N				081110
	3/8"LP	6	Yes	OL555-R6N				081110

PARTNER

1612, 1613, 1614, 1616, 1618, 22, MINI P3, P, P2, PA, 350, 330	.325"	7	Yes	FR181-J7N				101310
	1/4"	8	Yes	FR181-K8N				101310
	3/8"LP	6	Yes	FR181-R6N				101310
350, 365, 405	.325"	7	Yes	PA475-J7N	SX7	LG3257X7	PA475SC-J7N	101310
	1/4"	9	Yes		SX7	LG2509X7	PA475SC-K9N	101310
	3/8"	7	Yes	PA475-A7N	SX7	LG3757X7	PA475SC-A7N	101412
	3/8"LP	6	Yes	PA475-R6N				101412
351	3/8"LP	6	Yes	PO532-R6N				101310
400, P500, P5000, P545, P5100	.325"	8	Yes		SX7	LG3258X7	HU411SC-J8N	081008
	.325"	7	Yes	HU411-J7N	SX7	LG3257X7	HU411SC-J7N	081008
	3/8"	7	Yes		SX7	LG3757X7	HU411SC-A7N	081008
421, F55, F65, P70, R16, R17, R18, R19, R20, R21, R22, R429, S50, S55, 7000, S65, R-420	.404"	7	Yes	PA474-B7N				141815
	3/8"	7	Yes	PA474-A7N				141815

Chainsaw Maker & Model	Pitch	Teeth	Bearing supplide	Sprocket Part/NO.	Spline	Rim	Centre Drive NO.	Bearing Part/NO.
421, F55, F65, P70, R16, R17, R18, R19, R20, R21, R22, R429, S50, S55, 7000, S65, R-420	3/8"	8	Yes	PA474-A8N				141815
P100	.404"	7	/	PA471-B7X				
R12	.404"	7	/	PA472-B7X				
R14	.404"	7	/	PA473-B7X				
PIONEER								
1072, 1073, 1074, 970, P-20, P-21, P-25, P-26, P-28, P-40, 2071, 2073, HOLIDAY II,	.325"	7	Yes	PI500-J7N				081008
	.325"	8	Yes	PI500-J8N				081008
	3/8"	7	Yes	PI500-A7N				081008
22270, P-52, P-38, P-41, P-42, P-51, P-60, P-61, P-62, 1160, 1200, 1420, 2270, 2400, 3071, 3200, FARMSAW	.404"	7	Yes	PI502-B7N				B810
	3/8"	7	Yes	PI502-A7N				B810
400, 410, 420, 450, 540, 550, 600, 610, 620, NU17	.404"	7	Yes	PI504-B7N				B810
	3/8"	7	Yes	PI504-A7N				B810
P-10, P-12	.325"	7	Yes	FR181-J7N				101310
	1/4"	8	Yes	FR181-K8N				101310
	3/8"LP	6	Yes	FR181-R6N				101310
POULAN&POULAN PRO								
1800, 20, 2000, MICRO 25, MICRO S25, 180, 205, 225, 235, 2100, 2300, 2400	1/4"	8	Yes	PA529-K8N				58000
	3/8"LP	6	Yes	PO529-R6N				58000
201, 202, 203, 204, 221, 222, 245A, 306A, 345, 4200, 4400, 4900, 5200, 5400	.404"	7	Yes	PO526-B7N	SB7	LG4047B7	PO526LC-B7N	091108
	3/8"	7	Yes	PA526-A7N	SB7	LG3757B7	PO526LC-A7N	091108
2050, 2075, 2150, 2175, 2250, 230, 260, 210, 1950, 2375, 2450, 2550, WILD THING	3/8"LP	6	Yes	PO532-R6N				101310
25, 25DA, S25DA	1/4"	9	Yes		SX7	LG2509X7	PO530SC-K90	C1418-1
	.325"	7	Yes	PA475-J7N	SX7	LG3257X7	PA475SC-J7N	101310
255, 2600, 2500, 2750, 2900, 3050, P600, PP295, PP210, 2150	1/4"	9	Yes		SX7	LG2509X7	PA475SC-K9N	101310
	3/8"	7	Yes	PA475-A7N	SB7	LG3757B7	PA475SC-A7N	101412
	3/8"LP	6	Yes	PA475-R6N				101412
2800, 285, 3000, 305, 3300, 335, 2700, 3350, 3450, 3500, 330, 336	.325"	7	Yes	PO527-J7N	SX7	LG3257X7	PO527SC-J7N	081008
	.325"	8	Yes		SX7	LG3258X7	HU411SC-J8N	081008
	.325"	7	Yes	HU411-J7N	SX7	LG3257X7	HU411SC-J7N	081008
325	3/8"	7	Yes		SX7	LG3757X7	HU411SC-A7N	081008
	.404"	7	/	PO531-B7X	SB7	LG4047B7	PO531LC-B7X	
	3/8"	7	/	PO531-A7X	SB7	LG3757B7	PO531LC-A7X	
3400, 375, 3800, 395, 4000, 3700	3/8"	7	Yes	PO528-A7N	SB7	LG3757B7	PO528LC-A7N	B88
360, 361, 400, 401, 450, 451	.404"	7	Yes	PI502-B7N				B810
	3/8"	7	Yes	PI502-A7N				B810
405, 455, 525, 655	.404"	7	Yes		SB7	LG4047B7	DO153LC-B7N	141815
	.404"	8	Yes	DO153-B8N				141815
	3/8"	8	Yes	DO153-A8N	SB7	LG3758B7	DO153LC-A8N	141815
5500	.404"	7	Yes					101208
6900, 7700, 8500, 8510	.404"	7	Yes	PO534-B7N				

Chainsaw Maker & Model	Pitch	Teeth	Bearing supplide	Sprocket Part/NO.	Spline	Rim	Centre Drive NO.	Bearing Part/NO.
6900, 7700, 8500, 8510	3/8"	7	Yes	PO534-A7N				101208
SUPER 6000	.404"	7	Yes	DO160-B7N	SB7	LG4047B7	DO160LC-B7N	151817
	3/8"	8	Yes	DO160-A8N				151817
REDMAX-ZENOAH								
G2500, G310TS, G320AV/AVS, G3800, G380AVS, G300T, G300TS	3/8"LP	6	/	RM551-R6X				
G400AVS, G410AVS, G450AVS	.325"	7	/	RM552-J7X				
G561AVS, G621AVS, GT556	.325"	7	Yes	EC208-J7N	SX7	LG3257X7	EC208SC-J7N	101413
	.404"	7	Yes	EC208-B7N				101413
	3/8"	7	Yes	EC208-A7N	SX7	LG3757X7	EC208SC-A7N	101413
RYOBI								
3516	1/4"	8	Yes	MC446-K8N				101412
	3/8"LP	6	Yes	MC446-R6N				101412
CSE3840	3/8"LP	6	Yes	AL603-R6N				101410
GTS3	3/8"LP	6	/	RM551-R6X				
PNC3335	.325"	7	Yes	HO121-J7N	SX7	LG3257X7	HO121SC-J7N	B57
	3/8"	7	Yes		SX7	LG3757X7	HO121SC-A7N	B57
	3/8"LP	6	Yes	HO121-R6N				B57
RFS4518	.325"	8	Yes		SX7	LG3258X7	HU411SC-J8N	081008
	.325"	7	Yes	HU411-J7N	SX7	LG3257X7	HU411SC-J7N	081008
	3/8"	7	Yes		SX7	LG3757X7	HU411SC-A7N	081008
SHINDAIWA(SDK)								
300, 300S, 357, 360, 377, 394	.325"	7	/		SX7	LG3257X7	SH388SC-J7X	
	3/8"	7	/		SX7	LG3757X7	SH388SC-A7X	
305, 340, 350, 451	.325"	7	Yes	SH381-J7N				101316
	3/8"LP	6	Yes	SH381-R6N				101316
415, 440, 450,	.325"	7	Yes	SH382-J7N				101316
	3/8"	7	Yes	SH382-A7N				101316
488	.325"	7	Yes		SX7	LG3257X7	SH385SC-J7N	101313
	3/8"	7	Yes		SX7	LG3757X7	SH385SC-A7N	101313
577	3/8"	7	Yes		SB7	LG3757B7	SH386LC-A7N	131714
757	3/8"	7	Yes		SB7	LG3757B7	SH387LC-A7N	131714
SOLO								
341	.325"	7	Yes	SO365-J7N				101412
600, 605, 606(with 60mm clutch)	3/8"LP	6	Yes	SO361-R6N				101412
603, 670, 680, 690	.404"	7	Yes	SO360-B7N				141815
	3/8"	7	Yes	SO360-A7N				141815
605, 606(with 58mm clutch), 632, 634, 638, 641	.325"	7	Yes	SO362-J7N				101412
	3/8"LP	6	Yes	SO362-R6N				101412
610, 615, 611	.325"	7	Yes	SO367-J7N				101310
616, 647, 654	.325"	7	Yes		SX7	LG3257X7	SO351SC-J7N	121510
	.325"	8	Yes	SO351-J8N	SX7	LG3258X7	SO351SC-J8N	121510
	3/8"	7	Yes	SO351-A7N	SX7	LG3757X7	SO351SC-A7N	121510

Chainsaw Maker & Model	Pitch	Teeth	Bearing supplide	Sprocket Part/NO.	Spline	Rim	Centre Drive NO.	Bearing Part/NO.
620, 650, 655, 660	3/8"	7	/	SO359-A7X				
626, 642, 70(with 88mm drum)	.404"	7	Yes	SO357-B7N				141815
630, 633, 640	3/8"LP	6	Yes	SP369-R6N				081210
635, 636	.325"	7	Yes	SO368-J7N				081210
	3/8"LP	6	Yes	SO368-R6N				081210
639, 644, 645, 651, 651SP	.325"	7	Yes	SO366-J7N	SX7	LG3257X7	SO366SC-J7N	101312
	3/8"	7	Yes	SO366-A7N				101312
662, 667	.404"	7	Yes	SO364-B7N				141812
	3/8"	7	Yes	SO364-A7N				141812
70, 50, REX	.404"	7	/	SO363-B7N				
STIHL								
009, 009Q, 010, 010AVEQ, 010AVQ, 011AVEQ, 110AV	1/4"	8	Yes	ST303-K8N				101313
	3/8"	7	Yes		SX7	LG3757X7	ST303SC-A7N	101313
	3/8"LP	6	Yes	ST303-R6N				101313
12	.325"	7	Yes	ST306--J7N				101310
	3/8"LP	6	Yes	ST306-R6N				101310
015, 015AV, 105EL	1/4"	9	Yes		SX7	LG2509X7	ST304SC-K9N	101316
	1/4"	8	Yes	ST304-K8N				101316
	3/8"LP	6	Yes	ST304-R6N				101310
017, 018, 021, 023, 025, MS170, MS180, MS210, MS230, MS250, 019, MS250C, MS190	.325"	7	Yes	ST305-J7N	SX7	LG3257X7	ST305SC-J7N	101310
	1/4"	9	Yes		SX7	LG2509X7	ST305SC-K9N	101310
	1/4"	8	Yes	ST305-K8N				101310
	3/8"	7	Yes		SX7	LG3757X7	ST305SC-A7N	101310
	3/8"LP	6	Yes	ST305-R6N				101310
	3/8"LP	7	Yes	ST305-R7N				101310
020, 020AV	3/8"LP	6	Yes	ST307-R6N				101316
020T, MS200T	1/4"	8	/	ST302-K8X				
	3/8"LP	6	Yes	ST302-R6N				101316
024, 026(prior to X25809074)	.325"	7	Yes	ST308-J7N	SX7	LG3257X7	ST308SC-J7N	101310
	.325"	8	Yes	ST308-J8N				101310
	1/4"	9	Yes		SX7	LG2509X7	ST308SC-K9N	101310
	3/8"	7	Yes	ST308-A7N	SX7	LG3757X7	ST308SC-A7N	101310
	3/8"LP	6	Yes	ST308-R6N				101310
026(adjustable oiler), MS260, MS270, MS280	.325"	7	Yes	ST310-J7N	SX7	LG3257X7	ST310SC-J7N	101310
	.325"	8	Yes	ST310-J8N				101310
	1/4"	8	Yes	ST310-K8N				101310
	3/8"	7	Yes	ST310-A7N	SX7	LG3757X7	ST310SC-A7N	101310
028, 028 SUPER	.325"	7	Yes	ST315-J7N				101323
029, 034, 036, 039, MS290, MS360, MS390, 034 SUPER, MS310	.325"	7	Yes	ST316-J7N	SX7	LG3257X7	ST316SC-J7N	101310
	3/8"	7	Yes	ST316-A7N	SX7	LG3757X7	ST316SC-A7N	101310
030, 031, 032, 040, 041, FARM BOSS	.404"	7	Yes	ST309-B7N	SB7	LG4047B7	ST309LC-B7N	121513
	3/8"	7	Yes	ST309-A7N	SB7	LG3757B7	ST309LC-A7N	121513
038	3/8"	7	Yes	ST311-A7N	SB7	LG3757B7	ST311LC-A7N	121624
042, 048 SUPER ONLY	3/8"	7	Yes	ST314-A7N				121624
	.325"	9	Yes		SB7	LG3259B7	ST320LC-J9N	101612
044, 046, MS440	.325"	7	Yes	ST320-J7N				101612
	3/8"	7	Yes	ST320-A7N	SB7	LG3757B7	ST320LC-A7N	101612
045AV, 045AVE, 045AVEQ, 056, PIN DRIVE OIL PUMP	.404"	7	Yes	ST317-B7N				141717

<i>Chainsaw Maker & Model</i>	<i>Pitch</i>	<i>Teeth</i>	<i>Bearing supplide</i>	<i>Sprocket Part/NO.</i>	<i>Spline</i>	<i>Rim</i>	<i>Centre Drive NO.</i>	<i>Bearing Part/NO.</i>
045AV, 045AVE, 045AVEQ, 056, PIN DRIVE OIL PUMP	3/8"	7	Yes	ST317-A7N				141717
	3/8"	8	Yes	ST317-A8N				141717
050, 051, 075, 076	.404"	7	Yes	ST323-B7N	SB7	LG4047B7	ST323LC-B7N	141815
	3/8"	7	Yes	ST323-A7N	SB7	LG3757B7	ST323LC-A7N	141815
	3/8"	8	Yes	ST323-A8N	SB7	LG3758B7	ST323LC-A8N	141815
064, 066	.404"	7	Yes	ST328-B7N	SB7	LG4047B7	ST328LC-B7N	101612
	3/8"	7	Yes	ST328-A7N	SB7	LG3757B7	ST328LC-A7N	101612
070	.404"	7	Yes	ST322-B7N	SB7	LG4047B7	ST322LC-B7N	151822
07S, 08, S10	.404"	7	Yes	ST301-B7N	SB7	LG4047B7	ST301LC-B7N	151817
	3/8"	7	Yes	ST301-A7N	SB7	LG3757B7	ST301LC-A7N	151817
084, 088	.404"	7	Yes	ST321-B7N	SB7	LG4047B7	ST321LC-B7N	121713
090	.404"	7	Yes	ST326-B7N				151822
	3/8"	7	Yes	ST326-A7N				151822
TAS-TANAKA								
300, 320, 330, 3301, EC290	3/8"LP	6	Yes	TA284-R6N				101310
350, 351, 356, ECS35, ECS355, ECS405	3/8"LP	6	Yes	TA281-R6N				101310
4501, ECV3801	.325"	7	Yes	TA285-J7N				111410
	3/8"LP	6	Yes	TA285-R6N				111410
ECS505, ECS650, ECS655	3/8"	7	Yes	TA283-A7N				12513

Sprocket Comparison List

Description: PO531LC-A7X -"X" means without bearing


LONGER	OREGON	LONGER	OREGON
AL602-R6N	28005	HU400-A7N	32057
DO151LC-A7N	16372RX	HU400LC-A7N	26831 / 102469
DO151LC-B7N	16372AX	HU402-A7N	32058
DO153LC-B7N	27193X	HU402-B7N	32125
DO157-R6N	112130	HU402LC-A7N	22209
DO158-A7N	38075X	HU402LC-B7N	24256
DO158LC-A7N	27189X	HU405SC-J7N	19117X
DO160LC-B7N	27193X	HU406-A7N	32059X
DO162SC-J8N	32162X	HU406-B7N	39245
DO164LC-A7N	111450X	HU406LC-A7N	28094X
EC201-R6N	27999	HU406LC-B7N	22132X
EC201SC-A7N	38032	HU407-J7N	106658X
EC202-R6N	106906X	HU407SC-J7N	35641X
EC203-R6N	28000	HU411-J7N	38071X
EC206-J7N	38065X	HU411SC-A7N	36868X
EC206SC-J7N	29243X	HU411SC-J7N	29175X
EC208-A7N	32794X	HU411SC-J8N	24139X
EC208SC-A7N	21358X	HU412SC-J7N	40068
EC212-A7N	32782X	HU413SC-A7N	100757 / 40070X
EC212LC-A7N	16208X	HU413SC-J8N	40071X
EC215-A7N	32798X	HU414SC-J7N	108215X
EC215LC-A7N	26098X	JO251SC-J7N	32940X
EC220SC-J7N	34474X	JO251SC-J8N	32943X
EC221LC-A7N	29313X	JO253SC-A7N	18242X
FR181-R6N	28001	JO253SC-J8N	21238X
HO100-R6N	27958	JO257LC-A7N	26580X / 31071X
HO102LC-A7N	37990	JO259LC-A8N	28563X
HO106-A7N	30668X	JO260SC-A7N	29496X
HO112-A7N	30432X	JO260SC-J7N	33807X
HO112LC-A7N	30672X	JO260SC-J8N	26950X
HO113-A7N	30681X	JO262LC-A7N	108564X / 39668X
HO113LC-A7N	30666X	JO264LC-A7N	102383X
HO118-A7N	30668X	JO265LC-A7N	105772X
HO118LC-A7N	30685X	MC441LC-B7N	10624
HO121-R6N	108567	MC443-A7N	32786X
MC443LC-A7N	68209X	ST317-A7N	32063X
MC443LC-B7N	21426X	ST320-A7N	38471X
MC446-R6N	29888	ST320LC-A7N	38470X
MC450SC-J8N	38147X	ST322-B7N	32669X

Sprocket Comparison List

LONGER	OREGON	LONGER	OREGON
OL554-J7N	106068X	ST322LC-B7N	10612X
OL554SC-J7N	29250	ST323-B7N	32072X
OL555-R6N	103217X	ST323LC-A8N	22271X
PA475-J7N	106656X / 41725X	ST323LC-B7N	22262X
PA475-R6N	41569X	ST328LC-A7N	35464X
PA475SC-A7N	106593X	ST328LC-B7N	35460X
PA475SC-J7N	41726X	ST305-J7N	106657X
PI502-A7N	11893	ST305-R6N	100962X
PO526-A7N	32062X	ST305SC-J7N	100961X
PO526LC-A7N	23706X	ST308-J7N	38076X
PO527-J7N	107504X	ST308SC-J7N	32457X
PO527SC-J7N	34254X	ST309LC-A7N	18200X
PO529-R6N	28004	ST309LC-B7N	13916X
PO531-A7X	32790X	ST301-J7N	100876X
PO531LC-A7X	28187X	ST310SC-J7N	100791X
SO366-J7N	11435X	ST311-A7N	32061X
ST301-B7N	35992X	ST316-J7N	38145X
ST301LC-B7N	10625X	ST316SC-A7N	18720 / 34162X
ST303-R6N	28016X		

Bearing Comparison List

LONGER	OREGON	LONGER	OREGON
081008	11893	141717	25518
081110	22152	141912	37486
091110	21276	151817	37431
101208	11807	151822	37825
101310	37325	151917	13061
101313	37511	58000	35184
101323	37517	89502	11893
101410	37509	B57	108817
101412	37507	B68	28034
101612	37504	B78	19535
121513	31153	B88	11999
121613	37501	B910	12067
121624	37514	C1418-1	35184
141713	16204		



Part Number	A	B	C	D	Shape
LG70614	74	140	13	19	⊖
LG70621	65	160	17	21	⊖
LG70622	80	140	16	19	⊖
LG70623	72	160	14	21	⊖
LG70624	68	160	13	19	⊖
LG70625	67	140	13	16	⊖
LG70626	78	140	14	19	⊖
LG70627	62	120	13	21	⊖
LG70628	66	140	13	19	⊖
LG70629	67	140	11	16	⊖
LG70630	68	140	16	21	⊖
LG70631	67	140	10	19	⊖
LG70632	60	140	17	19	⊖
LG70633	58	135	15	21	⊖
LG70634	62	140	15	19	⊖
LG70635	50	140	13	19	⊖
LG70636	55	160	13	19	⊖
LG70638	75	120	—	19	⊖
LG70639	79	200	13	19	⊗
LG70640	78	160	13	19	⊖
LG70641	68	160	17	19	⊖
LG70642	85	140	13	19	⊖
LG70643	50	140	13	19	⊖
LG70644	78	160	13	19	⊖
LG70645	74	140	13	19	⊖
LG70646	70	155	17	19	⊖
LG70647	70	155	13	19	⊖
LG70648	50	140	13	19	⊖
LG70649	70	140	13	19	⊖
LG70650	70	140	13	19	⊖
LG70651	70	140	13	19	⊗
LG70652	76	160	13	19	⊖
LG70653	70	160	17	19	⊖
LG70654	68	140	16	17	⊗
LG70655	50	160	—	19	⊗
LG70656	80	160	13	19	⊖
LG70657	68	140	17	19	⊗
LG70659	76	160	16	19	⊗
LG70660	76	200	13	19	⊗
LG70661	76	160	17	19	⊖

CHAIN BREAKER AND RIVET SPINNER



CHAIN BREAKER
AND RIVET SPINNER (A)
NO:LG-555



CHAIN BREAKER
AND RIVET SPINNER (B)
NO:LG-556

FILES



Flat file 6"



Chainsaw File

200*3.5mm(8"*9/64")	200*4.5mm(8"*11/64")	200*5.2mm(8"*13/64")
200*4.0mm(8"*5/32")	200*4.8mm(8"*3/16")	200*5.5mm(8"*7/32")



(remark)

A series of horizontal dotted lines spanning the width of the page, intended for handwritten notes or remarks. The background of the page is a faded image of a tropical forest with tall palm trees and dense foliage.



(remark)

A series of horizontal dotted lines spanning the width of the page, intended for handwritten notes or remarks. The background of the page is a faded image of a tropical forest with tall palm trees and dense foliage.



(remark)

A series of horizontal dotted lines spanning the width of the page, intended for handwritten notes or remarks. The background of the page is a faded image of a tropical forest with tall palm trees and dense foliage.